

April  
2023

# Humanitarian Briefing for Areas of Need around the World



Today, the World Health Organization (WHO) issued a biological hazard warning after militants took control of a national laboratory in Sudan amid ongoing clashes between the army and the Rapid Support Forces.

**Global Health Organization**

## Key humanitarian indicators among refugees:

Item	Syria	Palestine	Türkiye	Lebanon	Jordan	Yemen	Bangladesh	Ethiopia	Ukraine	Afghanistan
Number of refugees	6,603,043	7,030,000	3,962,318	1,040,630	3,179,725	4,200,000	1,000,000	3,040,000	6,500,000	3,500,000
Poverty rate	90%	29.2%	39%	82%	52.7%	78%	78%	27%	-	80%
Unemployment rate	20%	25.9%	13.9%	53%	22.6%	13.5%	-	-	9.5%	40%



# Selected monthly indicators:

## Syria earthquake

Victims 10,024

Number of victims in north-western Syria 4,191

Number of victims in areas under the control of the regime 394

Number of victims who died within Turkish borders 5,439

Total number of people impacted by the earthquake 7 Million

Destroyed houses due to the earthquake 2 Million displaced

## Indicators for (International Family Day) May 15th

Average life expectancy at birth 72.8

More than 32% of people live in slums 1 billion

of the world's population is homeless 2%

of the world's population lives in uninhabitable housing 20%

## Special Indicators for Areas of Need (Civil War in Sudan)

The number of dead people 500

The number of people injured 5000

The number of health facilities that were attacked and destroyed 11



# Key interventions

(urgent assistance for the relief of the affected)

## Türkiye:

Required intervention	Number	Average unit cost \$	Repetition	Required intervention
Caravan	2,600,000	6,500	1	16,900,000,000
tent	2,600,000	500	1	1,300,000,000
Temporary accommodation	2,600,000	250	12	7,800,000,000
Food Basket	635,128	50	12	381,076,800
Hygiene Basket	635,128	40	1	25,405,120
Kids & Babies	635,128	31	12	236,267,616
Charity kitchen	12	8,624	1	103,488
Meals	13,000,000	3	30	1,170,000,000
Blanket	13,000,000	15	1	195,000,000
Mattress	13,000,000	16	1	208,000,000
Heating materials	13,000,000	55	4	2,860,000,000
Cash assistance	2,644,374	300	1	793,312,200
Medicines & Medical Aids	115,128	56.4	1	6,493,219

Total\$

13,675,658,400

## Syria:

Required intervention	Number	Average unit cost \$	Repetition	Required intervention
tent	2,627	500	1	1,313,500
Temporary accommodation	2,627	100	12	3,152,400
Food Basket	15,960	30	12	5,745,600
Hygiene Basket	15,960	30	1	478,800
Kids & Babies	15,960	30	12	5,745,600
Charity kitchen	6	8,624	1	51,744
Meals	13,135	2	30	788,100
Blanket	13,135	15	1	197,025
Mattress	13,135	16	1	210,160
Heating materials	15,960	23	4	2,202,480
Cash assistance	15,960	300	1	4,788,000
Medicines & Medical Aids	13,333	56.4	1	751,981

Total\$

24,111,890



## Key interventions:

- 1-A conservation iftar project launched by Sharjah Charity Society has benefited over 250,000 individuals across 41 countries.
- 2-The British Association for Child Care has donated 24,750 Jordanian dinars towards a house renovation project in the Jordan Valley.
- 3-Qatar Charity has initiated the Rumman project, worth 31 million riyals, which is being implemented in 40 countries worldwide.
- 4- The Salman Humanitarian Aid and Relief Center, has been provided to 29,881 Syrian students school bag project.
- 5-Al-Rahma's aid convoy, funded by numerous countries, has set out for Syria to assist those affected by the earthquake.



The Palestinian Center for Statistics announced that there are 367,000 unemployed in Palestine for the year 2022, and the general unemployment rate in Palestine reached 24%.

World Bank

### Main Humanitarian Indicators

Article	West Bank	Gaza Strip	Jerusalem	Occupied Territories 48
Population	2,716,553	2,312,853	471,834	1,673,614
Unemployment rate	12	45%	3%	3.7%
Poverty ratio	15.7%	69%	77%	21.1%
Families dependence on assistance	34.2%	80%	53.1%	-
Number of martyrs in 2023	102	-	-	-
Number of houses destroyed so far	211	-	79	10
Number of injured	3,033	12	-	-
Number of arrests	1,165	2	-	-






## Main Humanitarian Indicators



Article	Gaza Strip	West Bank	Jerusalem
virus 19-The cumulative total of people infected with the Covid	270,322	346,717	82,220
recovery cases	270,322	345,077	81,916
positive active states	20	17	0
death cases	2,004	3,704	304
Number of vaccines given	1,957,960	2,566,010	-
The number of people who received the vaccine	696,514	1,322,926	-
The proportion of the vaccinated from the community	%66.45	47.05%	-

## Key interventions:

- The World Bank provided a grant of US\$10 million to the Palestinian Ministry of Health.
- A local committee in Yarmouk distributes aid to Palestinian residents and refugees in the camp.
- UNRWA distributed 3.5 million Syrian pounds to 8 Palestinian families affected by the earthquakes that struck Syria.
- UNRWA has partnered with the European Union to support Palestinian-Syrian refugees





# Main Humanitarian Indicators

## Indicators for (Labour Day) 1 May

item	Value
Unemployment rate	24%
Unemployment Rate in the Gaza Strip	45%
Unemployment Rate in the West Bank	12%
Number of unemployed	367,000
Underutilization of labor	31%
Number of frustrated job seekers	56,000
Number of Employees in Palestine	1,133,000
Number of Employees in the West Bank	655,000
Number of Employees in the Gaza Strip	285,000
Daily Wage Rate in Palestine	93 ILS
Daily Wage Rate in the West Bank	117 ILS
average daily wage in the Gaza Strip	38 ILS

### Unemployment Rate in Gaza Strip Governorates

item	Value
Deir Al, Balah	55%
Khan Younis	49%
North Gaza	38%

### Unemployment Rate in West Bank Governorates

item	Value
Alkhalil	17%
Jenin	17%
Bethlehem	15%
Jerusalem	3%

## Indicators for (International Family Day) 15 May

item	No/ Percentage
Poverty Rate in Palestine	29.2%
Poverty rate in the West Bank	14%
Poverty Rate in the Gaza Strip	69%
Number of Households in Palestine	986,158
Number of Households in the West Bank	577,990
Number of Households in the Gaza Strip	405,763
Percentage of Households Receiving Assistance in Palestine in 2022	31.1%
Percentage of Households Receiving Assistance in 2022 in the West Bank	9.7%
Percentage of Households Receiving Assistance in 2022 in Gaza Strip	68.6%

## Indicators for (World Women's Health Day) 28 May

item	No/ Percentage
Survival expectancy rate in Palestine	74.2
Survival expectancy rate in the West Bank	74.5
Survival expectancy rate in the Gaza Strip	73.8
Total fertility rate per woman of childbearing age	3.8
Proportion of women who received health care during pregnancy	99%
Incidence of illness among 100,000 people	17.8
Number of new female cancer cases	2,796
Number of new breast cancer cases	876



# The most important urgent interventions required

## Gaza strip

Required intervention	the number	Average unit cost \$	total \$
6-month graduate employment program	20,000	1800	36,000,000
Editing Graduate Certificates	3,000	500	1,500,000
Reclamation of agricultural land "dunums"	500	1000	500,000
Rehabilitation of fishermen's boats	150	2,000	300,000
Food parcels	100,000	30	3,000,000
Providing fuel to hospitals "liters"	500,000	1.8	900,000

## Jerusalem and the Occupied Territories 48

Required intervention	the number	Average unit cost \$	total \$
meals	5,000	8	40,000
food basket	1,000	70	70,000
winter clothing	500	60	30,000
cash assistance	1,000	200	200,000
Eid clothing	500	60	30,000
Eid sweets	1,000	15	15,000

## West Bank

Required intervention	the number	Average unit cost \$	total \$
meals	5,000	8	40,000
food basket	2,000	50	100,000
bread bundle	5,000	1.25	6,250
winter clothing	1,000	35	35,000
100 University guarantee	200	500	100,000
Eid clothing	500	35	17,500
Eid sweets	2,000	10	20,000

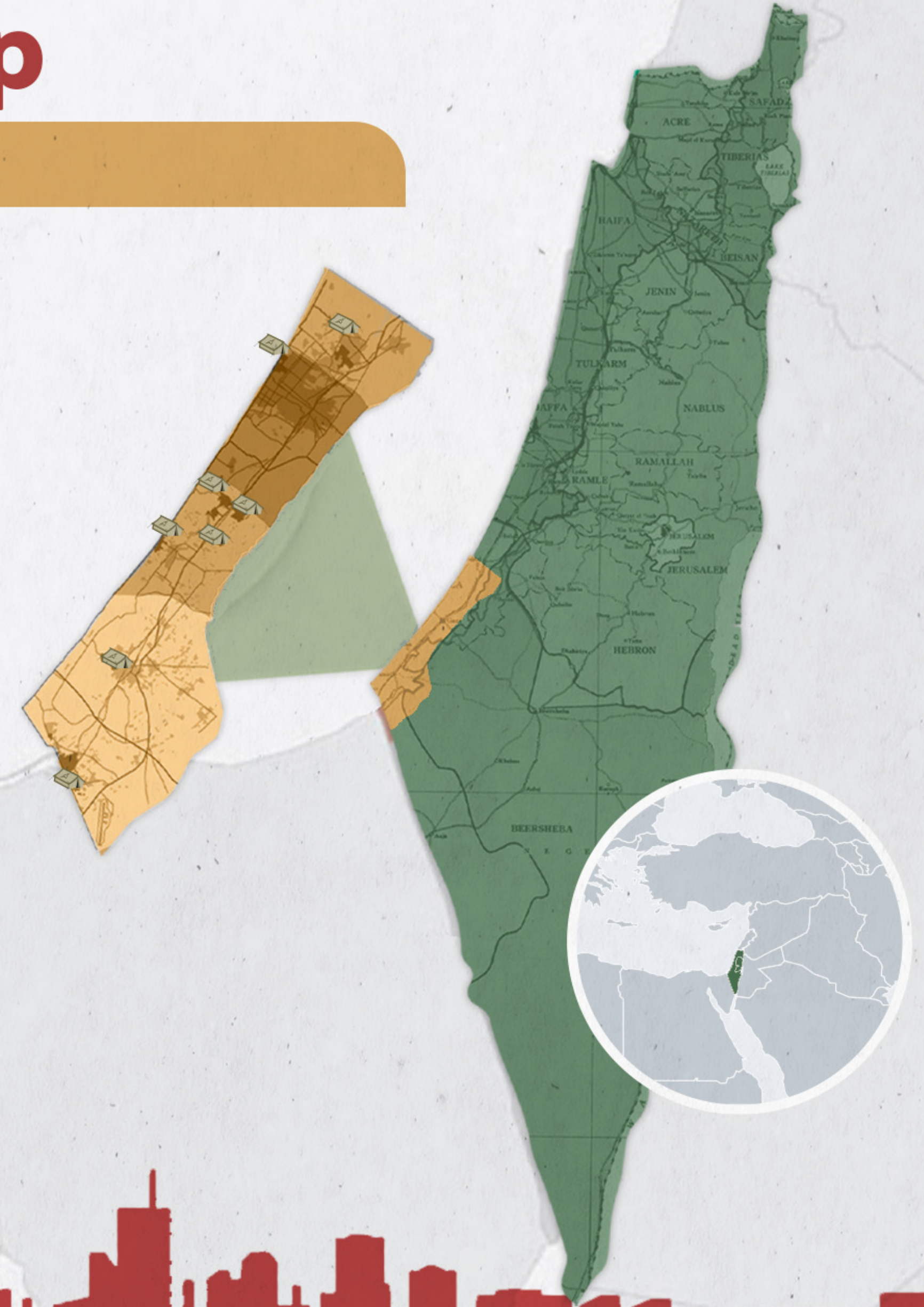


# Humanitarian Briefing for the Gaza Strip

April 2023

Unemployment rates in the Gaza Strip  
are **55%**

Palestinian Statistics Center



## Main Humanitarian Indicators



Gaza Strip population

2,375,259



Water pollution

97%



Families in need for aid

80%



Unemployment

45%



Power blackout

11 hour a day



Medicine shortage

38%



Poverty

69%



Food insecurity

62%



Medical supplies shortage

31%



Houses still destroyed  
or damaged

106,007





# Monthly Selected Indicators

## Indicators of COVID-19



Cumulative total of people infected with COVID-19  
**270,322**



recovery cases  
**270,322**



positive active cases  
**20**



Death cases  
**2,004**



The number of infected people in Palestine  
**703,036**



Deficiency in immune drugs, epidemics and genetic diseases  
**67%**



The number of vaccinations given  
**1,957,960**



The number of people who received the vaccine  
**696,514**

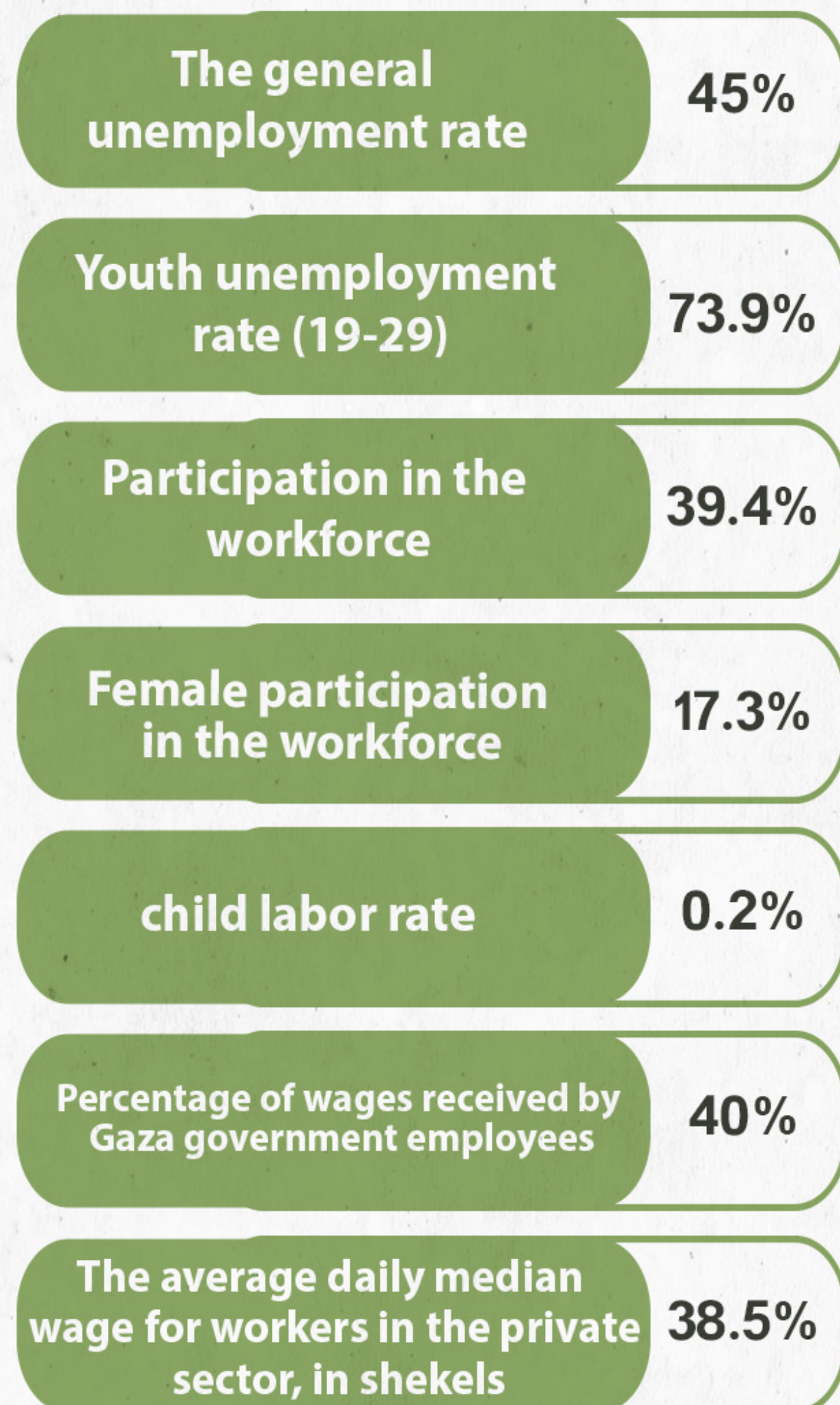
## Most urgent interventions achieved

- The Relief and Works Agency disbursed cash assistance to those affected by the August 2022 war, as a rent allowance for 50 affected families.
- The State of Qatar provided cash assistance to 100,000 poor families in the Gaza Strip.
- The Hearing and Sight Foundation launched a Eid clothing project for children with disabilities, with a donation from the State of Qatar
- Give Palestine Association presented a Ramadan campaign that brings us together with love and giving to poor families, with a value of 92 thousand US dollars.
- The Turkish Humanitarian Relief Foundation provided food aid to poor families for 1550 poor families.
- The UNRWA opened the first environmentally friendly school in the Gaza Strip, funded by the German government.
- The Ministry of Endowments and Religious Affairs distributed cash assistance to 1,695 families, amounting to 421,000 shekels, funded by several institutions.

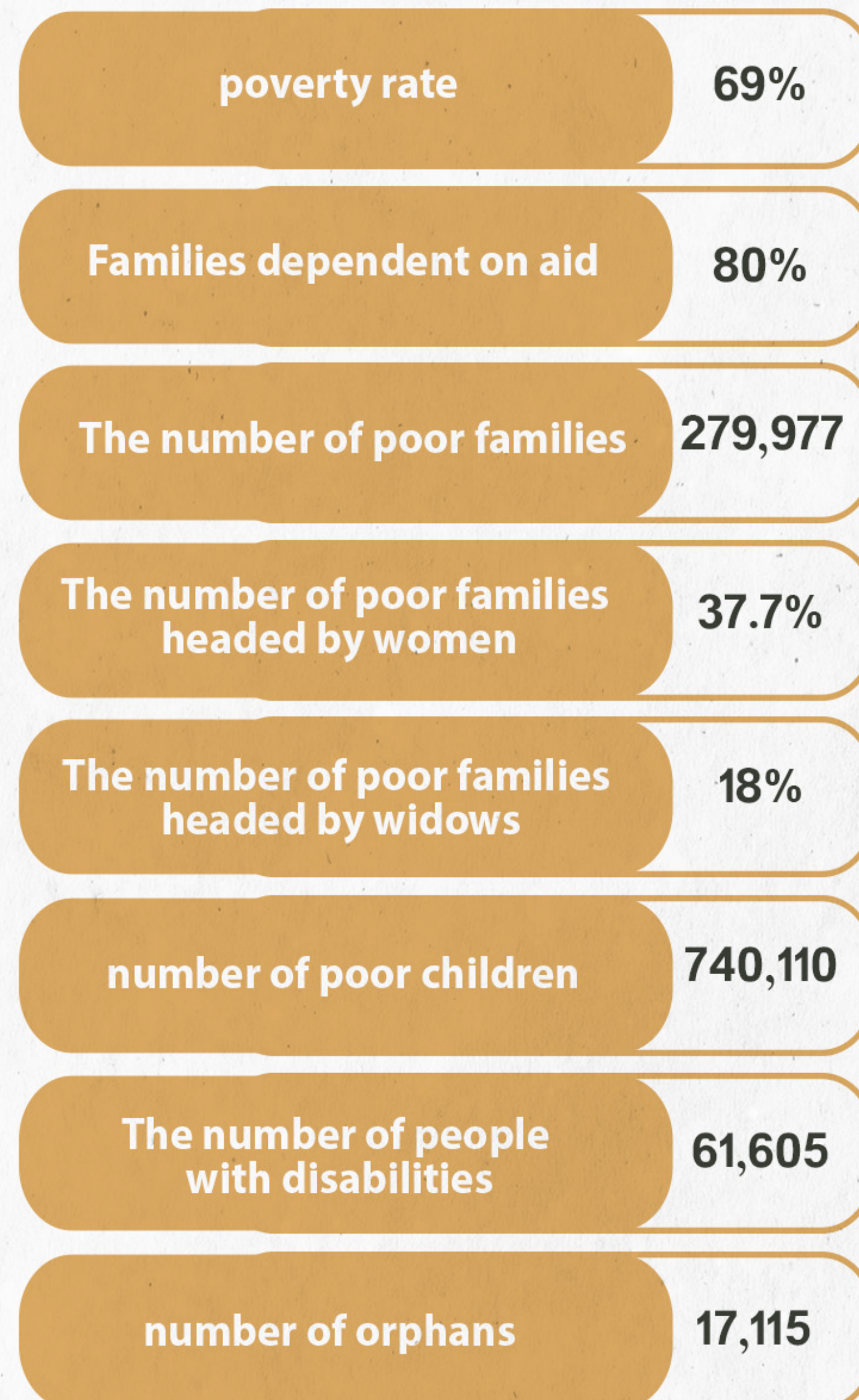


# Monthly Selected Indicators

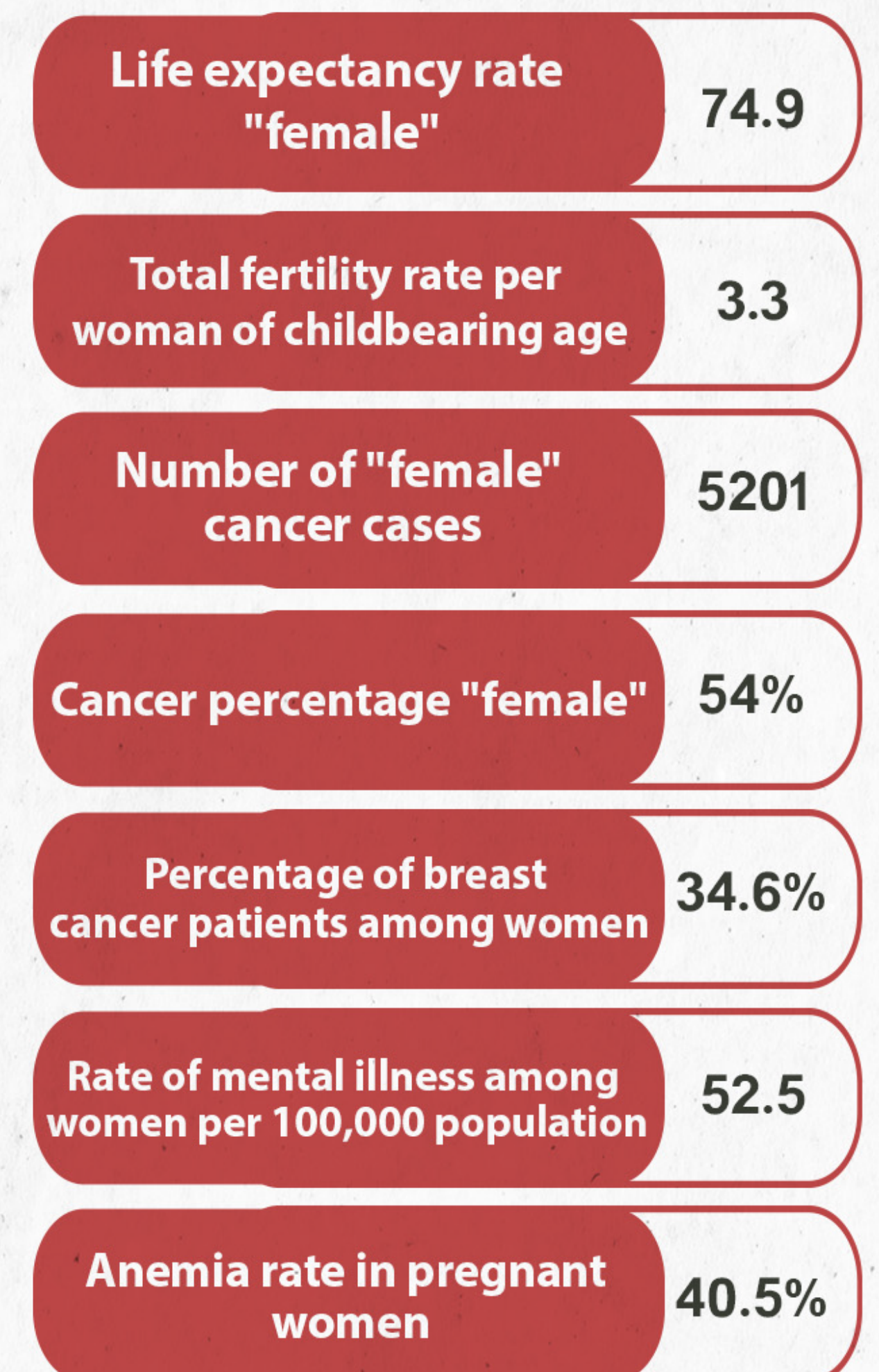
## Indicators for (International Labour Day) May 1



## Indicators for (International Family Day) May 15th









## Indicators for (International of Women's Health Day) May 28





# The most important urgent interventions required

Required intervention	Number	Average unit cost \$	Total \$
 Graduate employment program for a period of 6 months	20,000	1800	36,000,000
 Editing graduate certificates	3,000	500	1,500,000
 Reclamation of agricultural lands "dunums"	500	1000	500,000
 Rehabilitation of fishermen's boats	150	2,000	300,000
 Food parcels	100,000	30	3,000,000
 Providing fuel for hospitals (liters)	500,000	1.8	900,000

42,200,000