



# Humanitarian Intervention Plan

**Gaza**  
**the Pulse Won't Stop**

2022 - 2020

# Introduction:

In Gaza Strip, all civilians and life sectors have been affected due to the continuous blockade imposed for the 14th year. It deteriorated the living, economic and political situation in the strip causing real suffering and challenges for Palestinians

Consequently, Gaza witnesses increasable poverty and unemployment rates, food insecurity, scarcity of resources. In addition, the economic deterioration has affected all medical and educational service facilities and other areas; Therefore, the charities have played a major role in helping people in need in different areas whether economically, medical, or small generating businesses. Gazze Destek Association has served thousands of beneficiaries since it was firstly established in 2014. It also held several conferences and international partnerships. In addition, it continuously contributes positively in serving beneficiaries through this intervention.

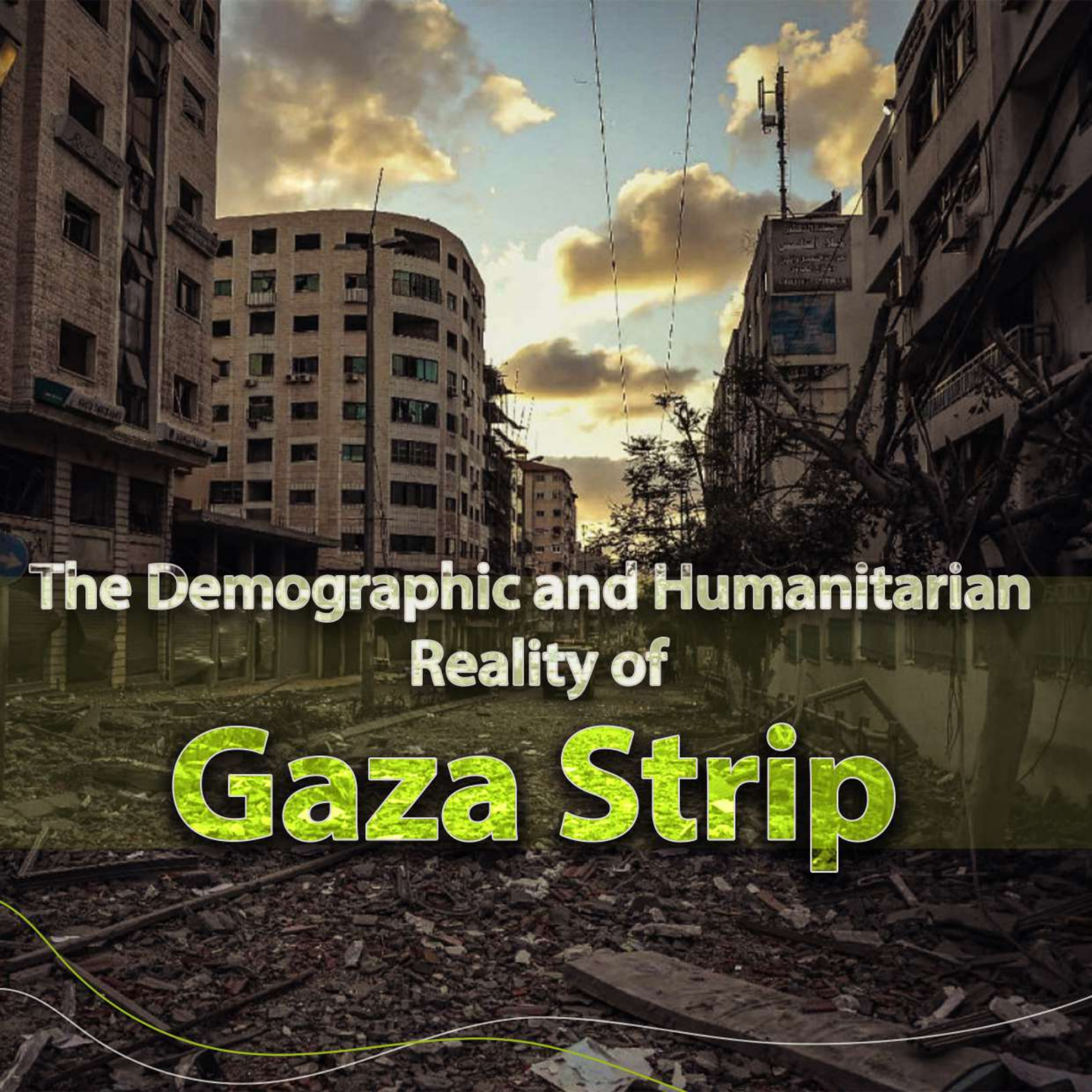
Gazze Destek Association works in accordance with Sustainable Development Goals (SDGs) 2030

The association reports annually the Humanitarian Situation based on scientific analysis and credible official statistics. These reports will help in accomplishing integration and coordination with donor institutions and maximizing the social value of the provided services.

In this context, Gazze Destek Association extends its thanks and appreciations to all benefactors and donor institutions for supporting societies' needs, We also wish to continue with our collaboration with donor institutions to implement the association's humanitarian intervention plans in the next three years.

We believe that our collaboration will support accomplishing a bright future for the Palestinian society in the Gaza Strip. It will also help in supporting people and provide adequate living standards to live a decent life.





**The Demographic and Humanitarian  
Reality of**

**Gaza Strip**

# The Demographic Reality




Population

**2,201,529**



Area M<sup>2</sup>

**365**



Population density per M<sup>2</sup>

**6031.59**



Population growth rate

**%3.06**



Provinces

**5**



Number of camps

**8**



Rate of refugees

**%70**



Rate of female

**%49.28**



Rate of male

**%50.72**



Average age

**26.7**



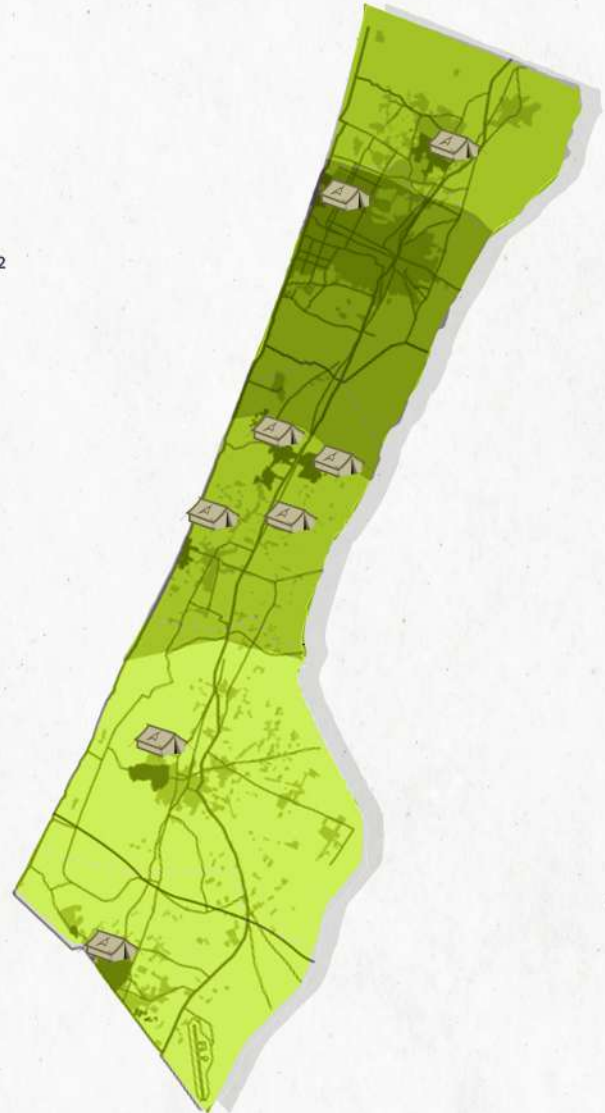
Rate of youth  
between 18 and 35

**%29.88**



Average  
family members

**5.6 members**



# Humanitarian Reality



Years of blockade

15



Closed crossings  
(entirely)

3 Crossings



Opened crossings  
(partly)

3 Crossings



Poverty rate

%53



Extreme poverty rate

%33.80



Food insecurity

%70



Families depend  
on aids

%86.1



General  
unemployment rate

%45.1



Unemployment  
rate among youth

%78



# Humanitarian Reality



Rate of salaries received by employees

**%40**



Medicine deficit

**%60**



Damaged medical equipment

**350**



Rate of economic growth

**8-0%**



Rate of water pollution

**%98**



Rate of power blackout

**10 h/daily**









# About Gaza Destek Association

## Foundation

Based on the recommendations of the International Forum in support of Gaza following the Israeli aggression on the Gaza Strip in the summer of 2014, and as a result of the continued suffering of the two million Palestinians living under siege since 2006, and because of the Palestinian issue has great importance to the Turkish community, especially the Gaza Strip, and the support on an ongoing basis of humanitarian initiatives to alleviate this suffering, For all the above reasons, a group of experts and humanitarian workers were engaged in Turkey to establish the Gazzi Destek Association (GDD) in Istanbul, (registration No. 34-209-183) to coordinate the efforts of all the donors to actively contribute in meeting humanitarian and development needs of the Gaza Strip.





**G.D.D.**  
Gazze Destek Derneği

## Vision

Gazze Destek Association GDD is a leading humanitarian organization working to improve the quality of human life in the Gaza Strip.



## Message

Gazze Destek Association GDD is a Turkish association that aims to contribute effectively to meet the humanitarian and development needs of the Palestinian community in the Gaza Strip based on scientific basis through humanitarian interventions that promote transparency, integrity and accountability. GDD will also adhere to international and local laws regarding humanitarian action.



# Goals

Contribute in achieving global Sustainable Developmental Goals (SDGs).



Effective contribution in the provision of humanitarian and development needs of the Gaza Strip.



Contribute to the coordination and integration of humanitarian and development efforts for Gaza Strip.



Improve the performance of humanitarian associations in the Gaza Strip, including maximizing the impact of funding.





**G.D.D**  
Gazze Destek Derneđi



# Values



## Justice

Adoption of fair standards in humanitarian assistance, regardless of color, race, belief or affiliation

## Collaboration

Joint work promotes coordination and integration between the parties and maximizes the usage of resources.



## Empowering

Promoting human empowerment by fostering self-reliance.



## Professionally

Adoption of professional and innovation as the basis for all our projects to maximize the impact of our services on the community.



# Humanitarian Intervention Sectors in Gaza Strip





## Social Sustainability

Adequate Housing

Decent Work

Healthcare

Quality Education

Protection Services

Food Security

## Humanitarian Sustainability

Humanitarian Partnership

Emergency Preparedness

Institutional Development

## Environment Sustainability

Clean Energy

Clean Water





## Social Sustainability

### Adequate Housing

1

**Adequate Housing for Poor Families**

2

**Adequate Housing for Disabled People**

3

**Provide Protections for the Roofs of Poor Families' Houses**

4

**Home Adaptation for People with Disabilities**

5

**Restoration of Partly Damaged Houses During the Aggression**

6

**Sheltering: Covering Rent Fare for Residents of Damaged Houses During the Aggression**

7

**Equipping and Furnishing Damaged Houses During the Aggression**





# Social development



1



## Adequate Housing for Poor Families

{ The number of houses inadequate for human habilitation is 60,000 , while the rate of poverty is %53 and the unemployment rate reached %45.1 }

Meet the United Nation minimum standards for decent housing through implementing restoration and repairing works and linking access to electricity and sewage network. and equipping and furnishing it with basic needs that are not available



2



## Adequate Housing for Disabled People

{ The number of houses inadequate for human habilitation is 60,000 , while the rate of poverty is %53 and the unemployment rate reached %45.1 }

Rehabilitation of the residential environment for disabled people. Meet the UN minimum standards for decent housing through implementing restoration and repairing works and provide access to electricity and sewage network. In addition to providing the basic equipment and furniture.





# Social development

3



## Provide Protections for the Roofs of Poor Families' Houses

{ The number of houses inadequate for human habilitation is 60,000, while the rate of poverty is %53 and the unemployment rate reached %45.1. }

Supply and apply security plate (zinco) for worn-out and ramshackle roofs of poor houses that do not protect them from the cold of winter and the hot summer.

Total  
**100**  
houses

Average Cost  
**\$ 514**

Beneficiaies  
**3 51,400\$**

4



## Home Adaptation for People with Disabilities

{ Poverty is %53 and the unemployment rate reached %45.1. Disabled people rate %2.6 }

Adapting disabled houses to meet their special needs, including adapting the surrounding environment, maintenance. and medical work, in addition to private entrances and others.

Total  
**100 Home**  
Adaptation

Average Cost  
**\$ 1,000**

Beneficiaies  
**3 \$ 100,000**



**4**

## Restoration of Partly Damaged Houses During the Aggression

{ There are at least 74,400 partly damaged houses in Gaza Strip, while the poverty rate reached %53 and the unemployment rate is %45.1. }

Restoration and repairing houses damaged during the occupation aggression on Gaza Strip, including applying required repairings for structure, windows, electricity network. and sanitary network.

	<b>Total</b>		<b>Average Cost</b>		<b>Beneficiaies</b>
100 Partly Damaged House		\$ 1,000		3	100,000\$

**5**

## Sheltering: Covering Rent Fare for Residents of Damaged Houses During the Aggression

{ There are at least 74,400 partly damaged houses in Gaza Strip, while the poverty rate reached %53 and the unemployment rate is %45.1. }

Providing rent allowance for 6 months for residents of damaged houses or houses inadequate for habilitation and need a long time before applying for restoration works.

	<b>Total</b>		<b>Average Cost</b>		<b>Beneficiaies</b>
100* 6 months		\$ 250		3	\$ 150,000



## Social Sustainability

### Decent Work

1

Vocational Hands (small enterprises for heads of poor households)

2

Life Makers ( Small enterprises for female head of family)

3

The Productive Dunum for Small Poor Farmers

4

Maintenance of Fishing Boats and Rehabilitation of their Equipment

5

Enhancing Graduates Abilities through Providing Sustainable Work Opportunities "Online Work"

6

Temporary Training and Employing for Graduates





# Social development

6



## Vocational Hands (small enterprises for heads of poor households)

Poverty rate reached %53 and the unemployment rate is %45.1, while the number of poor families is 204,905.

Provide interest-free loans to qualify and provide sustainable job opportunities for vocational workers and supply their necessary equipment, such as: building, formwork, plaster, plumbing, electric extensions, and marble.

Total	Average Cost	Beneficiaies
50 Project	2,000\$	100,000\$

7



## Life Makers ( Small enterprises for female head of family)

The number of widows in Gaza Strip is 24,411, while the poverty rate among people between (24-20) is %85,6 and the poverty rate is %53.

Provide interest-free loans to qualify and provide sustainable job opportunities for poor female heads of family and supply their necessary equipment such as: sewing, embroidery, breeding, bird raising, home farming, pastries and sweets, home baking, coiffure.

Total	Average Cost	Beneficiaies
50 Project	\$ 2,000	\$ 100,000



humanition development

# Social development



**8**

## The Productive Dunum for Small Poor Farmers

{ The number of houses inadequate for human habitation is 60,000 , while the rate of poverty is %53 and the unemployment rate reached %45.1. }

Meet the United Nation minimum standards for decent housing through implementing restoration and repairing works and linking access to electricity and sewage network. and equipping and furnishing it with basic needs that are not available



**9**

## Temporary Training and Employing for Graduates

{ The unemployment rate among youth between (29-19) is %67,4, while the unemployment rate among graduates %72. And The poverty rate reached %53 in the Gaza Strip. }

Temporary training and employment for graduates and medical staff for 6 months, which contribute to improving their skills and enhancing their knowledge, aiming to qualify them for integration in the labor market.





humanition development

# Social development



10



## "Enhancing Graduates Abilities through Providing Sustainable Work Opportunities ""Online Work"" "

{ Unemployment rate among youth between (29-19) is %67,4, while unemployment rate among graduates%72 and poverty rate reached %53 in the Gaza Strip. }

Provide training and sustainable online work opportunities that generate income for graduates in order to help them provide a decent life for themselves and their families.

Total	Average Cost	Beneficiaies
100 Graduate	2,000\$	\$ 200,000



11



## Maintenance of Fishing Boats and Rehabilitation of their Equipment

{ The poverty rate among fishermen is %95 due to constant targeting of their boats, which in return increased the number of unemployed fishermen to reach 6,000. }

Rehabilitation and maintenance of fishing boats and equipment, provision of fishing nets for poor fishermen who were unable to maintain their boats and equipment, in order to restore an adequate income for them.

Total	Average Cost	Beneficiaies
50 Fishing Boat	\$ 2,400	\$ 120,000









# Healthcare



1



## Minor Surgeries for Poor Patients

{ One-third of patients suffer from medicine shortage, the rate of disabled people is %2.6, while the poverty rate reached %53 and the extreme poverty rate is %33.8 }

Providing minor and major surgeries for poor patients in the specializations that are not available for free in hospitals and medical institutions, or whose waiting situations are difficult.

Total  
1000  
Surgeries

Average Cost  
\$ 50

Beneficiaies  
3 \$ 50,000

2



## Perform Major Surgeries for Disabilities People and Poor Patients

{ One-third of patients suffer from medicine shortage, the rate of disabled people is %2.6, while the poverty rate reached %53 and the extreme poverty rate is %33.8 }

Providing minor and major surgeries for poor patients in the specializations that are not available for free in hospitals and medical institutions, or whose waiting situations are difficult.

Total  
100  
Surgeries

Average Cost  
\$ 1,100

Beneficiaies  
3 \$ 110,000



# Healthcare

3



## Installation of Artificial Limbs for Disabled People

{ The poverty rate is %53, the number of disabled people who need artificial limbs is 158, artificial eye 29, hearing aid 48, wheelchair 1,000 }

Supply and install artificial limbs that meet the needs of the beneficiaries according to the accreditation of a medical committee and providing a psychological rehabilitation and physical therapy program before and after the limb installation.

Total  
25  
Artificial Limb

Average Cost  
\$ 4,520

Beneficiaies  
3 \$ 113,000

4



## Providing Medical Assistant Tools and Equipment for Patients and Disabled People

{ The poverty rate is %53, the number of disabled people who need artificial limbs is 158, artificial eye 29, hearing aid 48, wheelchair 1,000 }

Provision of medical assistant tools and equipment for disabled people according to the recommendation of the specialist doctor such as: wheelchairs, crutch, medical mattress, walker, and others.

Total  
600  
Assistant tool

Average Cost  
\$ 84

Beneficiaies  
3 \$ 50,400



# Healthcare



6



## Providing Hearing Aid for Disabled People

{ Poverty rate is %53, the number of disabled people who need an artificial limbs is 214, artificial eye 29, hearing aid 48, wheelchair 1,000 }

Installing hearing aid with specifications and standards that take into account the needs of each person according to the report of the treating doctor.



7



## Providing Medicine and Medical Supplies to Hospitals and Medical Centers

{ Rate of medical shortage is %47,8, while deficit in medical supplies is %26,1. There are at least 6,000 postponed surgeries. }

Providing hospitals and medical centers with medicine and medical supplies to ensure continuity in the provision of health services for patients to save their lives.





# Healthcare



8



## Providing an Ambulance for the Hospitals in Gaza Strip

As a result of the repeated aggression on the Gaza Strip, which increased numbers of injuries, causing destruction and damage of more than 136 ambulances.

Providing a hospital or medical center with an advanced ambulance fully equipped with the latest medical equipment necessary to provide services and medical transport.



9



## Providing Medical Equipment for the Emergency Department and Operating Theater for Hospitals

Rate of medical shortage is %47,8, while deficit in medical supplies is %26,1. There are at least 300 damaged equipment

Providing medical equipment to support hospitals and enable them to continue providing their medical services and face challenges.





# Healthcare

9



## Providing a Vein Finder Device for the Children's Department in Hospitals

{ Rate of medical shortage is %47,8, while deficit in medical supplies is %26,1. There are at least 300 damaged equipment }

Providing medical equipment to support hospitals and enable them to continue providing their medical services and face challenges.

Total  
 3  
Equipment

Average Cost  
 \$ 23,550

Beneficiaies  
 \$ 70,650


10




## Providing a Small Bronchoscopy for Hospitals

{ Rate of medical shortage is %47,8, while deficit in medical supplies is %26,1. There are at least 300 damaged equipment }

Providing medical equipment to support hospitals and enable them to continue providing their medical services and face challenges.

Total  
 3  
Equipment

Average Cost  
 \$ 19,000

Beneficiaies  
 \$ 76,000



# Healthcare



**10**

## Providing a Dialysis Unit at Al Shifa Hospital

The number of patients who suffer from kidney failure is 923, while the poverty rate is %53 and %86.1 of families depend on aids

Providing dialysis machines with their medical supplies for Al-Shifa Hospital to alleviate the pain of patients resulting from long waiting hours due to the deficit of available equipment.

Total	Average Cost	Beneficiaies
<b>1 hospital</b>	<b>\$ 200,000</b>	<b>\$ 200,000</b>

**11**

## Providing Transportation for Poor kidney failure Patients

The number of patients who suffer from kidney failure is 923, while the poverty rate is %53 and %86.1 of families depend on aids.

Providing secure and medically equipped transportation to transport poor kidney failure patients to hospitals to alleviate their financial burdens.

Total	Average Cost	Beneficiaies
<b>2 bus with fuel for one year</b>	<b>\$ 50,000</b>	<b>\$ 100,000</b>





# Healthcare



11



## Health Preventive Pouch from Infectious Diseases

Poverty rate is %53, while shortage in medical supplies reached %26,1, and third the patients suffer from medical deficit.

Supplying health pouch equipped with medical supplies, sterilizers, and vitamins to prevent infectious diseases and epidemics and protect poor families.



Total  
1,000 Health Preventive



Average Cost  
\$ 50



Beneficiaies  
\$ 50,000

12



## Providing a First Aid Kit

Poverty rate is %53, while shortage in medical supplies reached %26,1, and third the patients suffer from medical deficit.

Providing a first aid kit, including medical supplies and sterilizers, to provide first aid to the injured in the field.



Total  
1000 Aid Kit



Average Cost  
\$ 40



Beneficiaies  
\$ 40,000



# Healthcare



13



## Healthcare for the Elderly

{ The rate of households headed by elderly is %17.24, poor elderly %31, elderly with difficulties / disabilities %45.7 }

Periodical provision of elderly special needs for a month of health care through providing chronic diseases treatments and medical supplies, in addition to providing a wheelchair for elderly with disabilities.

Total	Average Cost	Beneficiaies
850 Elders	\$ 62	\$ 52,815



14



## Providing Prescription Glasses for Poor School Students with Visual Impairment

{ The number of poor school students is 499,450, poverty rate %53, families' dependence on aid %86.1, number of children with visual impairment 12,108 }

Providing a school bag equipped with stationery and school supplies, school uniforms, in addition to providing medical glasses for the poorest school students.

Total	Average Cost	Beneficiaies
1000 School Students	\$ 30	\$ 30,000



## Education

1

Supporting Poor Students

2

Educational Sponsorship for Poor Students

3

Educational Sponsorship for Orphan Students in Educational Schools

4

Educational Sponsorship for Disabled Students

5

Educational and Rehabilitation Sponsorship for Autistic Children

6

Release of Certificats for Indebted Poor Students

7

Providing Transportation for University Students

8

Establishment of Educational School for Orphans and Talented

9

Directing Scientific Researches Towards National Development Priorities





# Education



1



## School Bag for Poor Students

The number of poor school students is 499,450, poverty rate %53, families' dependence on aid %86.1, number of children with visual impairment 12,108

Providing a school bag equipped with stationery and school supplies, school uniforms, in addition to providing medical glasses for the poorest school students.

 Total  
**1000 Bag**

 Average Cost  
**\$ 25**

 Beneficiaies  
**3 25,000\$**

2



## School Uniform for Poor Students

The number of poor school students is 499,450, poverty rate %53, families' dependence on aid %86.1, number of children with visual impairment 12,108

Providing a school bag equipped with stationery and school supplies, school uniforms, in addition to providing medical glasses for the poorest school students.

 Total  
**5,000 School Uniform**

 Average Cost  
**\$ 25**

 Beneficiaies  
**3 \$ 125,000**



# Education



3



## Educational Sponsorship for University Students

Poor university students 64,308, poverty rate %53, unemployment rate %45.1

Providing university fees for several poor students, by paying the fees for a semester, which contributes to the completion of their university studies.



Total  
100  
University Fee



Average Cost  
\$ 500



Beneficiaies  
3 50,000\$

4



## Educational Sponsorship for Orphan Students in Educational Schools

Number of orphans 20,000, families depend on aid %86.1, poverty rate %53

Providing an annual educational sponsorship for orphan students in educational schools through educational programs, providing transportation, summer and winter school uniforms, school bag, textbooks, stationery, meal, gifts and incentives for students during the school year.



Total  
100  
Orphan Student



Average Cost  
\$50\*9 months

Beneficiaies  
3 \$ 45,000



# Education



5



## Educational Sponsorship for Disabled Students

The number of people with disabilities 57,240 and the illiteracy rate among people with disabilities increased to %29.

Providing an annual educational sponsorship for disabled people to facilitate their integration into society, by providing basic, educational, health and transportation needs, to alleviate the financial burden on their families.



Total  
50 Disabled Students



Average Cost  
135\*9months



Beneficiaies  
60,750\$

6



## Educational and Rehabilitation Sponsorship for Autistic Children

children with learning difficulties 2601, unemployment rate %45.1, and the number of poor families 204,905

Providing various rehabilitation programs, most importantly (special education, integration and inclusive education, early intervention, speech and hearing examination, physical therapy, occupational therapy, psychological support and behavior modification, health follow-up) and the provision of services such as (assistanat tools, diapers, hearing aids ... etc.)).



Total  
105 Sick Child



Average Cost  
100\*12months



Beneficiaies  
\$ 126,000



# Education



**7**

## Release of Certificates for Indebted Poor Students

{ the number of poor university 64,308, the number of students who were unable to receive their certificates is 20,000 due to the accumulated installments, general poverty rate %53 }

Paying the financial fees due to the poorest graduate students, enable them to obtain their certificates and apply for available job opportunities.

Total	Average Cost	Beneficiaies
200 University Fee	300 \$	3 60,000\$

**8**

## Providing Transportation for University Students

{ the number of poor university 64,308, general poverty rate %53, while the unemployment rate %45.1 }

Providing daily transportation for poor university students for four months, in order to sustain educational services.

Total	Average Cost	Beneficiaies
1000 Providing Transportation	142 \$	3 \$ 142,160



# Education



**9**

## Establishment of Educational School for Orphans and Talented

{ The number of orphans 20,000 orphans, families depend on aid %86.1, poverty rate %53. }

Establish a school to improve academic and behavioral attainment of orphan students by integrating them with gifted students and implementing educational programs in addition to formal curricula and special programs to improve the talents and abilities of orphan students.

	Total		Average Cost		Beneficiaies
	1 School		1		<b>3</b> 1,246,225\$



**10**

## Directing Scientific Researches Towards National Development Priorities

{ children who need psychological support %62, families' dependence on aid %86.1, poverty rate %53, unemployment rate %45.1 }

The project aims to maximize the impact of scientific research in solving society's problems and improving it through preparing a national guide for the priorities of scientific research and covering the expenses of some master's and doctoral students 'research that address important prioritized issues.

	Total		Average Cost		Beneficiaies
	University Students				<b>3</b> \$ 206,000






## Protection Services

- 1 Monthly Sponsorship for Poor Families
- 2 Comprehensive Care for Orphans and their Mothers
- 3 Release of the Indebted
- 4 Paying the Debt of the Indebted Tenants
- 5 Winter Aid and Clothing for Poor Families
- 6 Eid Clothing for Poor Children
- 7 Supporting Ailing Indebted
- 8 Make Zakat ZI-Fitr for Poor Children
- 9 Rehabilitation and Marriage of Poor Youth
- 10 Rehabilitation and Marriage of Spinsters, Widows and Divorced





# Protection Services



1

## Monthly Sponsorship for Poor Families

{ Families' dependence on aid %86.1, poverty rate %53, unemployment rate %45.1 }

Distribution of monthly financial sponsorship for 6 months for poor families to support them and alleviate their financial burden.

Total	Average Cost	Beneficiaies
100 Families	6 أشهر *\$150	3 90,000\$

2

## Comprehensive Care for Orphans and their Mothers

{ Number of orphans 20,000 orphans, families depend on aid %86.1, poverty rate %53. }

Providing comprehensive care for widows and orphans in a manner that contributes to their integration into society, through awareness sessions, literacy sessions, talent discovery, health care, psychological support and recreational activities, in addition to the handicraft courses for widows, which contribute to providing job opportunities.

Total	Average Cost	Beneficiaies
"701 Widow 1,700 Orphan"	\$ 20	3 \$ 48,000



# Protection Services

3



## Make Zakat ZI-Fitr for Poor Children

{ Number of orphans 20,000 orphans, families depend on aid %86.1, poverty rate %53. }

Providing financial assistance from Zakat Al-Fitr for poor children in the holy month of Ramadan to meet their needs for the Eid.



4



## Release of the Indebted

{ Poverty rate %53, unemployment %45.1, number of detainees debtors2165, cost of returned checks \$ 65 million. }

Restoring family and social stability, by paying the debts of heads of poor families who were unable to pay their debts due to the deteriorating economic conditions.





# Protection Services



## Paying the Debt of the Indebted Tenants

The poverty rate is %53, unemployment is %45.1, and hundreds of families are at risk of eviction because they are unable to pay the rental debts

Paying the rental debts of poor families whose financial circumstances prevented them from paying, to protect families from displacement and increase societal stability.

Total  
248 Indebted  
Tenant

Average Cost  
\$ 300

Beneficiaies  
\$ 74,400



## Supporting Ailing Indebted

Two-thirds of patients suffer from a medical deficiency, poverty rate %53, unemployment rate %45.1

Contributing to helping poor patients by paying their treatment debts, who were unable to pay the costs of treatment.

Total  
1000  
Ailing Indebted

Average Cost  
\$ 50

Beneficiaies  
\$ 50,000



# Protection Services



**7**

## Eid Clothing for Poor Children

{ Children who need psychological support %62, families' dependence on aid %86.1, poverty rate %53, unemployment rate %45.1 }

Contributing to helping poor patients by paying their treatment debts, who were unable to pay the costs of treatment.

**8**

## Winter Aid and Clothing for Poor Families

{ Power outages 12.1 hours a day, families' dependence on aid %86.1, poverty rate %53 }

Providing basic winter needs for poor families, which includes heating equipment, winter bedding and blankets, winter clothes (men, women, and children).





# Protection Services



9



## Rehabilitation and Marriage of Poor Youth

" Late marriage among young men %39.6, young women %31.5, poverty rate %53, unemployment rate among graduates %72"

The project is based on preparing young people for marriage and providing a financial grant to facilitate their marriage.

	Total		Average Cost		Beneficiaies
100 Young Man		\$ 500		\$ 50,000	

10



## Rehabilitation and Marriage of Spinsters, Widows and Divorced

The percentage of widowed women is %4.8, the number of divorced women annually is 3000, and marriage arrears are %31.5.

The project is based on qualifying spinsters, divorcees and widows for married life, in addition to offering a financial grant to facilitate their marriage.

	Total		Average Cost		Beneficiaies
100 Women		\$ 2,000		\$ 200,000	









# Food Security



**1**



## Food Basket for Poor People

{ Families depend on aid %86.1, lack of food security %70, anemia among children %73,30, poverty rate %53, unemployment rate %45.1 }

Providing basic needs of food, the bread of charity, vouchers, fresh water, infant formula and fresh meat, to reduce food insecurity and improve the nutrition of poor families.

**2**



## Fresh Basket for Poor Families

{ Families depend on aid %86.1, lack of food security %70, anemia among children %73,30, poverty rate %53, unemployment rate %45.1 }

Providing basic needs of food, the bread of charity, vouchers, fresh water, infant formula and fresh meat, to reduce food insecurity and improve the nutrition of poor families.

 Total	 Average Cost	 Beneficiaies
1.000 Food Basket	\$ 30	\$ 30,000

 Total	 Average Cost	 Beneficiaies
1.000 families	\$ 15	\$ 15,000



# Food Security




3



## Purchasing Vouchers for Poor Families

{ Families depend on aid %86.1, lack of food security %70, anemia among children %73,30, poverty rate %53, unemployment rate %45.1 }

Providing basic needs of food, bread of charity, vouchers, fresh water, infant formula and fresh meat, to reduce food insecurity and improve nutrition of poor families.

 Total  
1.000 Families

 Average Cost  
\$ 30

 Beneficiaies  
\$ 30,000


4



## Bread of Charity for Poor Family

{ Families depend on aid %86.1, lack of food security %70, anemia among children %73,30, poverty rate %53, unemployment rate %45.1 }

Providing basic needs of food, bread of charity, vouchers, fresh water, infant formula and fresh meat, to reduce food insecurity and improve nutrition of poor families.

 Total  
1.000 Families

 Average Cost  
\$ 30

 Beneficiaies  
\$ 30,000



# Food Security



5



## Providing Infant Formula

Families depend on aid %86.1, lack of food security %70, anemia among children %73,30, poverty rate %53, unemployment rate %45.1

Providing ration basic needs, bread of charity, vouchers, fresh water, infant formula and fresh meat, to reduce food insecurity and improve nutrition of poor families.

6



## Providing Drinking Water for Poor Families

Families depend on aid %86.1, lack of food security %70, anemia among children %73,30, poverty rate %53, unemployment rate %45.1

Providing ration basic needs, bread of charity, vouchers, fresh water, infant formula and fresh meat, to reduce food insecurity and improve nutrition of poor families.



Total  
333 Child



Average Cost  
\$ 141



Beneficiaies  
\$ 46,980



Total  
2.000 Families



Average Cost  
10 Monthly



Beneficiaies  
\$ 18,000



# Food Security



7



## Refrigerators Provide Water to Passers-by in Public Places

Families depend on aid %86.1, lack of food security %70, anemia among children %73,30, poverty rate %53, unemployment rate %45.1

Providing drinking water refrigerators in public places such as hospitals and others.



Total  
20 Water  
Refrigerators



Average Cost  
\$ 1,700



Beneficiaies  
\$ 34,000



8



## Poor Fasting Iftar

families' dependence on aid %86.1, poverty rate %53, unemployment rate %45.1

Providing Iftar meals for poor families during the holy month of Ramadan.



Total  
10,000 Fasting  
Iftar Meal



Average Cost  
3



Beneficiaies  
\$ 30,000



humanition development

# Food Security



9



## Suhoor Meal for Poor Fasting People

{ Families' dependence on aid %86.1, poverty rate %53, unemployment rate %45.1 }

Providing Suhoor meal for people who retreat at mosques and poor families during the holy month of Ramadan.



Total  
10,000 Fasting  
People



Average Cost  
1,2



Beneficiaies  
\$ 12,000



10



## Taking Care of Allah Guests in Mosques

{ Power outages 12,1 hours a day, %97 water pollution, and 100 mosques are in poor neighborhoods }

Providing 250 liters of solar energy for mosque electricity generators, 25 dates cartons, and 6000 liters of water for Iftar during the month of Ramadan.



Total  
100 Mosque



Average Cost  
900



Beneficiaies  
\$ 90,000



humanition development

# Food Security



11



## Distributing Eid Sweets to Poor Families

{ Families' dependence on aid %86.1, poverty rate %53, unemployment rate %45.1 }

Distributing sweets to poor families during the holidays, which brings joy and happiness into their hearts , and increases social solidarity.



12



## Slaughter and Distribution of Meat to Poor Family

{ Families' dependence on aid %86.1, poverty rate %53, unemployment rate %45.1 }

Distributing meat to poor families to prevent the calamity, expiation for the oath, vow, aqeeqah, expiation for the sick.





# Food Security



13



## Distribution of Qurban Meat

{ Families' dependence on aid %86.1, poverty rate %53, unemployment rate %45.1 }

Distributing the Qurban meat of sheep and cows to poor and needy families, after completing all the veterinary and health checks necessary for the slaughtering procedures.

Total	Average Cost	Beneficiaies
 345 Qurban	 314	 \$ 108,500



## Clean Energy

1

Medad Project to Provide Hospitals with Solar Power System

2

Medad Project to Provide Solar Power for Patients with chronic diseases

3

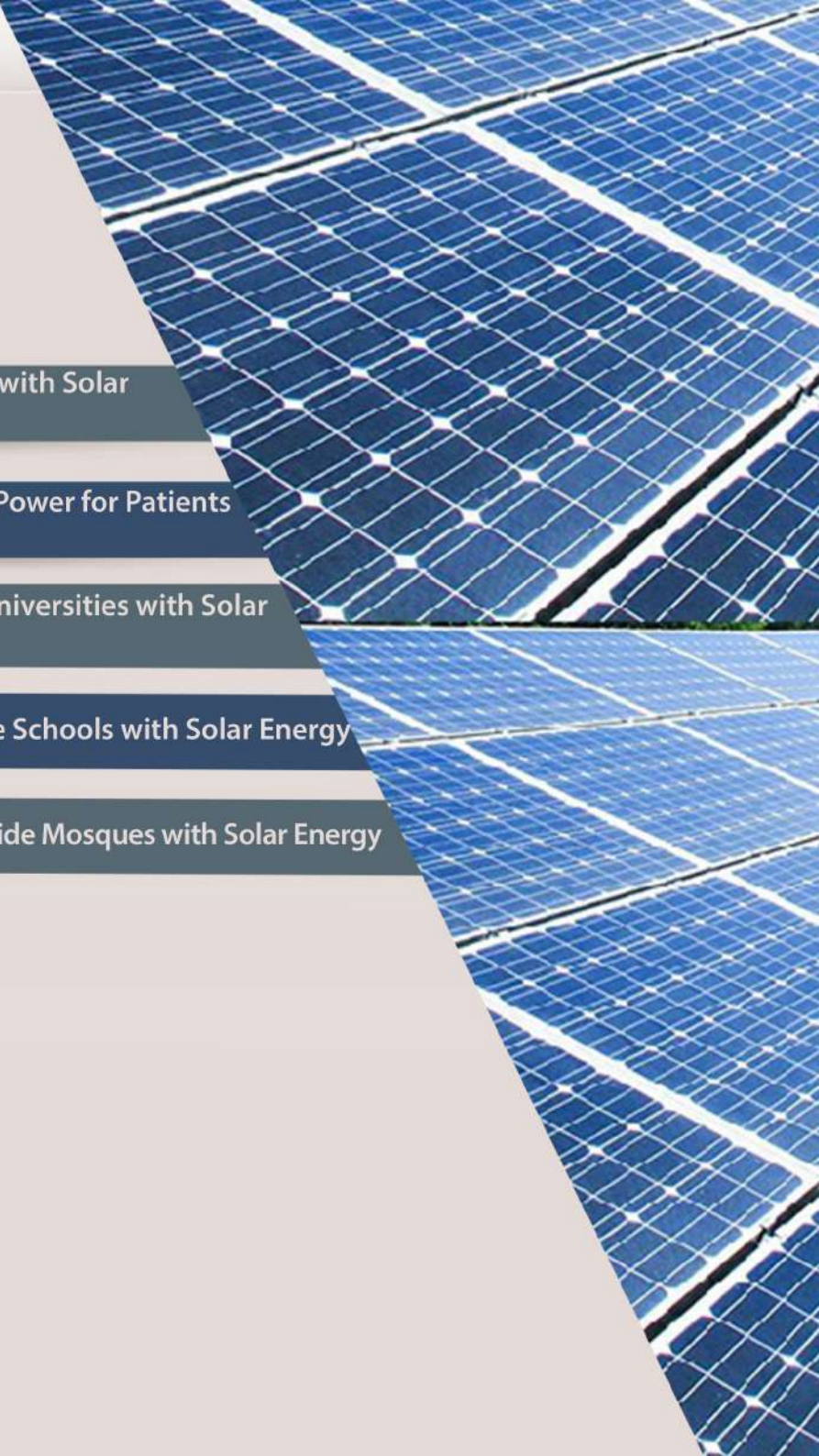
Medad Project to Provide Universities with Solar Energy

4

Medad Project to Provide Schools with Solar Energy

5

Medad Project to Provide Mosques with Solar Energy







humanition development

# Clean Energy

1



## Medad Project to Provide Hospitals with Solar Power System

{ Power outages 12,1 hours a day, hospitals fuel needing 450,000 liters per month }

Providing a clean electric energy network using a solar power system to operate the hospital's facilities and equipment.

	Total		Average Cost		Beneficiaies
<b>1 hospital</b>		<b>\$ 144,900</b>		<b>3</b>	<b>\$ 144,900</b>

2



## Medad Project to Provide Solar Power for Patients with chronic diseases

{ Power deficit by 450 MB, power outages 12,1 hours a day }

Providing and installing a network to generate electricity using solar energy for a chronic patient who lives on medical devices and needs constant electricity.

	Total		Average Cost		Beneficiaies
<b>10 Houses of Chronic Patient</b>		<b>\$ 1,200</b>		<b>3</b>	<b>\$ 12,000</b>



humanition development

# Clean Energy



3



## Medad Project to Provide Universities with Solar Energy

{ Power deficit by 450 MB, power outages 12,1 hours a day }

Providing universities with environmentally friendly solar energy systems to sustain education services and overcome the challenges of high electricity costs and continuous outages.

	Total		Average Cost		Beneficiaies
1 University		\$ 220,000		3	\$ 220,000

4



## Medad Project to Provide Schools with Solar Energy

{ Power deficit by 450 MB, power outages 12,1 hours a day }

Providing a clean electric energy network using solar energy to operate the school and its facilities. With the goal of sustaining educational services.

	Total		Average Cost		Beneficiaies
1 School		\$ 50,000		3	\$ 50,000



humanition development

# Clean Energy



5



## Medad Project to Provide Mosques with Solar Energy

{ Power deficit by 450 MB, power outages  
12,1 hours a day }

Installing and operating clean solar energy systems for mosques to ensure safe lighting and operation of sound devices and fans.

Total  
 10 Mosques

Average Cost  
 \$ 7,800

Beneficiaies  
 \$ 78,000



## Clean Water

1

Drilling a Well and Installation of Desalination Stations

2

Drilling a Well and Installation of Solar Powered Desalination Stations

3

Drilling a Well and Installing a Central Desalination Station with a Freshwater Distribution Vehicle


4

Project of Maintenance of Wells and Desalination Stations





# Clean Water



1



## Drilling a Well and Installation of Desalination Stations

{ Water pollution %97, the deficit in the underground reservoir 140 million m3, the poverty rate %53, and the lack or lack of food security %70 }

Drilling a well and installing a drinking water desalination station to contribute to implementing sustainable solutions to the problem of acute clean water shortage and water pollution.

 Total  
5 Wells and Stations

 Average Cost  
\$ 17,000

 Beneficiaies  
\$ 85,000

2



## Drilling a Well and Installation of Solar Powered Desalination Stations

{ Water pollution %97, the deficit in the underground reservoir 140 million m3, the poverty rate %53, and the lack or lack of food security %70 }

Drilling a well and installing solar-powered desalination station to contribute to implementing sustainable solutions to the problem of acute clean water shortage and water pollution.

 Total  
2 Wells and Stations

 Average Cost  
\$ 22,000

 Beneficiaies  
\$ 44,000



humanitarian development

# Clean Water



3



## Drilling a Well and Installing a Central Desalination Station with a Freshwater Distribution Vehicle

{ Water pollution %98, the deficit in the underground reservoir 140 million m3, the poverty rate %53, and the lack or lack of food security %70 }

Drilling a well and installing solar-powered desalination station with a vehicle to distribute water to poor families and overcome clean water deficit.

 Total	 Average Cost	 Beneficiaies
1 Well and Station	\$ 110,000	\$ 110,000



4



## Project of Maintenance of Wells and Desalination Stations

{ Water pollution %97, the deficit in the underground reservoir 140 million m3, the poverty rate %53, and the lack or lack of food security %70 }

Rehabilitation and maintenance of wells and damaged desalination stations that serve a large segment of the beneficiaries, in light of the inability to pay these costs.

 Total	 Average Cost	 Beneficiaies
20 Wells and Stations	\$ 3,000	\$ 60,000



Humanitarian Sustainability

## Humanitarian Partnership

**1** National Plan of Participatory Development

**2** Unified E-account for Associations





# Humanitarian Partnership



1



## National Plan of Participatory Development

The number of associations 977, the number of employees 10270, the spendings of associations 1318373390, there is no agreed national development plan for all sectors

Building a national development plan based on accurate studies at the level of (sectors, fields, regions, and groups) with a national partnership that clarifies the role of both the public and private sectors and civil society accurately, which contributes to the integration and coordination of roles towards maximizing the impact of grants on society.

2



## Unified E-account for Associations

The number of associations 977, the number of employees 10270, the spendings of associations 1318373390, there is no agreed national development plan for all sectors

Aiming to create an electronic portal for associations that contains a database of beneficiaries to contribute in reducing the duplication margin of services provision, reducing corruption and directing services to those who deserve them.



Total



Average Cost



Beneficiaies

\$ 100,000



Total

المجتمع



Average Cost

Beneficiaies



\$ 100,000





## Emergency Preparedness

1 Develop a National Strategy to Face Disasters and Crises

2 Rapid Intervention Emergency Fund

3 Emergency Warehouses





# Emergency Preparedness



1



## Develop a National Strategy to Face Disasters and Crises

The -14year blockade, repeated attacks, climate turmoil, no participatory national strategy to respond to disasters and crises

Develop a participatory national plan to deal with disasters and crises between different parties such as the public sector, the private sector, and international and local institutions to maximize the impact of the intervention, reduce the margin of duplication and reduce losses as much as possible

2



## Rapid Intervention Emergency Fund

The -14year blockade, repeated attacks, climate turmoil, no participatory national strategy to respond to disasters and crises

The establishment of an emergency fund for rapid intervention to deal with emergencies such as wars and natural disasters, which helps to relieve the affected people quickly, thus alleviating the negative effects resulting from the delay.



Total



Average Cost



Beneficiaies

\$ 250,000



Total

المجتمع



Average Cost

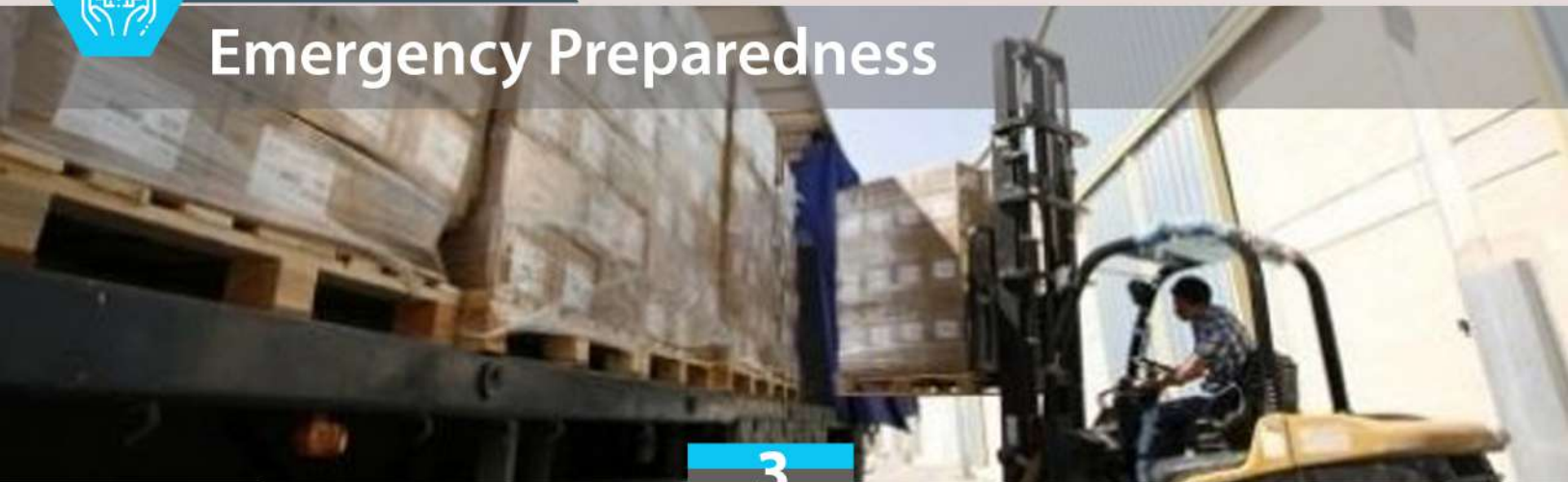


Beneficiaies

\$ 1,000,000



# Emergency Preparedness



## Emergency Warehouses

{ The -14year blockade, repeated attacks, climate turmoil, no participatory national strategy to respond to disasters and crises }

Establishing an emergency warehouse in all five provinces that contains basic foodstuffs, in addition to intervention, evacuation and accommodation equipment to intervene during the emergency.

Total  
 5 Warehouses

Average Cost  
 \$ 200,000

Beneficiaies  
**3** \$ 1,000,000



## Institutional Development

1 The National Program of Performance Indicators for Charities

2 Financial Independence of Associations

3 National Institute for Private Training

4 Developing the International Expertise of Humanitarian workers

5 Computerized Guidance Bad for Charities



Info

THOUGHT PROC

%

TEAM LEADER



market





# Institutional Development



1



## The National Program of Performance Indicators for Charities

The number of associations 977, the number of employees 10270, the spendings of associations 1318373390, there is no agreed national development plan for all sectors

The project aims to evaluate, classify and rank associations according to agreed national indicators (good governance, institutional readiness against corruption, development) to help associations adhere to standards of integrity and transparency, improve the quality of services, and promote positive competition between them

Total  
جمعية 977

Average Cost  
\$ 100

Beneficiaies  
3 \$ 97,700

2



## Financial Independence of Associations

The number of associations 977, the number of employees 10270, the spendings of associations 1318373390, there is no agreed national development plan for all sectors

The project aims to find permanent sources for the association to cover its operating expenses so that it maintains the integrity and transparency of its work by creating a supportive environment, and establishing a lending fund for associations to create investment projects that generate income for associations.

Total  
المجتمع

Average Cost  
\$ 2,000,000

Beneficiaies  
3 \$ 2,000,000



# Institutional Development

3



## National Institute for Private Training

The number of associations 977, the number of employees 10270, the spendings of associations 1318373390, there is no agreed national development plan for all sectors

Establishing an intermediate community college that specializes in community training for staff and workers in civil society organizations through methods that mimic modern international strategy.



4



## Developing the International Expertise of Humanitarian workers

The number of associations 977, the number of employees 10270, the spendings of associations 1318373390, there is no agreed national development plan for all sectors

The project aims to develop the capabilities of workers in charitable institutions by obtaining international certificates from outside the sector to take advantage of the renewed global experience in humanitarian work.





# Institutional Development

5



## Computerized Guidance Bad for Charities

{ The number of associations 977, the number of employees 10270, the spendings of associations 1318373390, there is no agreed national development plan for all sectors }

The project aims to organize and develop the performance of charitable organizations through the application of advanced computerized systems instead of written systems.



Total



Average Cost



Beneficiaies

\$ 300,000



# Gazze Destek Association

Year Founded: 2014

license number: 183-209-34 | Office of Istanbul Valiliđi - Turkey

İstanbul / Fatih / Akşemsettin Mah. Halıcılar Caddesi No. 92/9

0090 212 621 7973

[www.gazzedestek.org](http://www.gazzedestek.org)

0090 552 244 4320

[Info@gazzedestek.org](mailto:Info@gazzedestek.org)

0090 553 804 4125

**To donate on bank account numbers**

**Gazze Destek Derneđi**

**KUVEYT TÜRKBANK -FATİH - İSTANBUL-TURKIYE SWIFT CODE: KTEFTRISXXX**

**IBAN (TR56 0020 5000 0101 8863 1001 02) EUR**

**IBAN (TR83 0020 5000 0101 8863 1001 01) USD**

**IBAN (TR67 0020 5000 0101 8863 1000 01) TL**