

June
2023

Humanitarian Briefing for Areas of Need around the World



The United Nations High Commissioner for Refugees (UNHCR) has revealed the number of refugees and internally displaced persons (IDPs) worldwide who have been forced to flee their homes, announcing that it has reached a record-breaking 110 million individuals.

UNHCR

Key humanitarian indicators among refugees:

Item	Syria	Palestine	Türkiye	Lebanon	Jordan	Yemen	Bangladesh	Ethiopia	Ukraine	Afghanistan
Number of refugees	6,603,043	7,030,000	3,962,318	1,040,630	3,179,725	4,200,000	1,000,000	3,040,000	6,500,000	3,500,000
Poverty rate	90%	29.2%	39%	82%	52.7%	78%	78%	27%	-	80%
Unemployment rate	20%	24%	13.9%	53%	22.6%	13.5%	-	-	9.5%	40%

Selected monthly indicators:

Special Indicators for Areas of Need "Civil War in Sudan"

The number of dead people 850

The number of people injured 5287

The number of health facilities that were attacked and destroyed 50

Number of people displaced by conflict 3.7 million

The number of Sudanese refugees in Egypt 160,000

The number of Sudanese who have fled to Chad 90,000

The number of infants killed since the beginning of the crisis 30

The number of people in need of humanitarian assistance 15.8 million

Number of children and women suffering from malnutrition 4 million

Special Indicators for World Population Day July 11th:

Population 7.88 billion

World Population Growth Rate 1.2%

Number of Internally Displaced Persons (IDPs) Worldwide 103 million

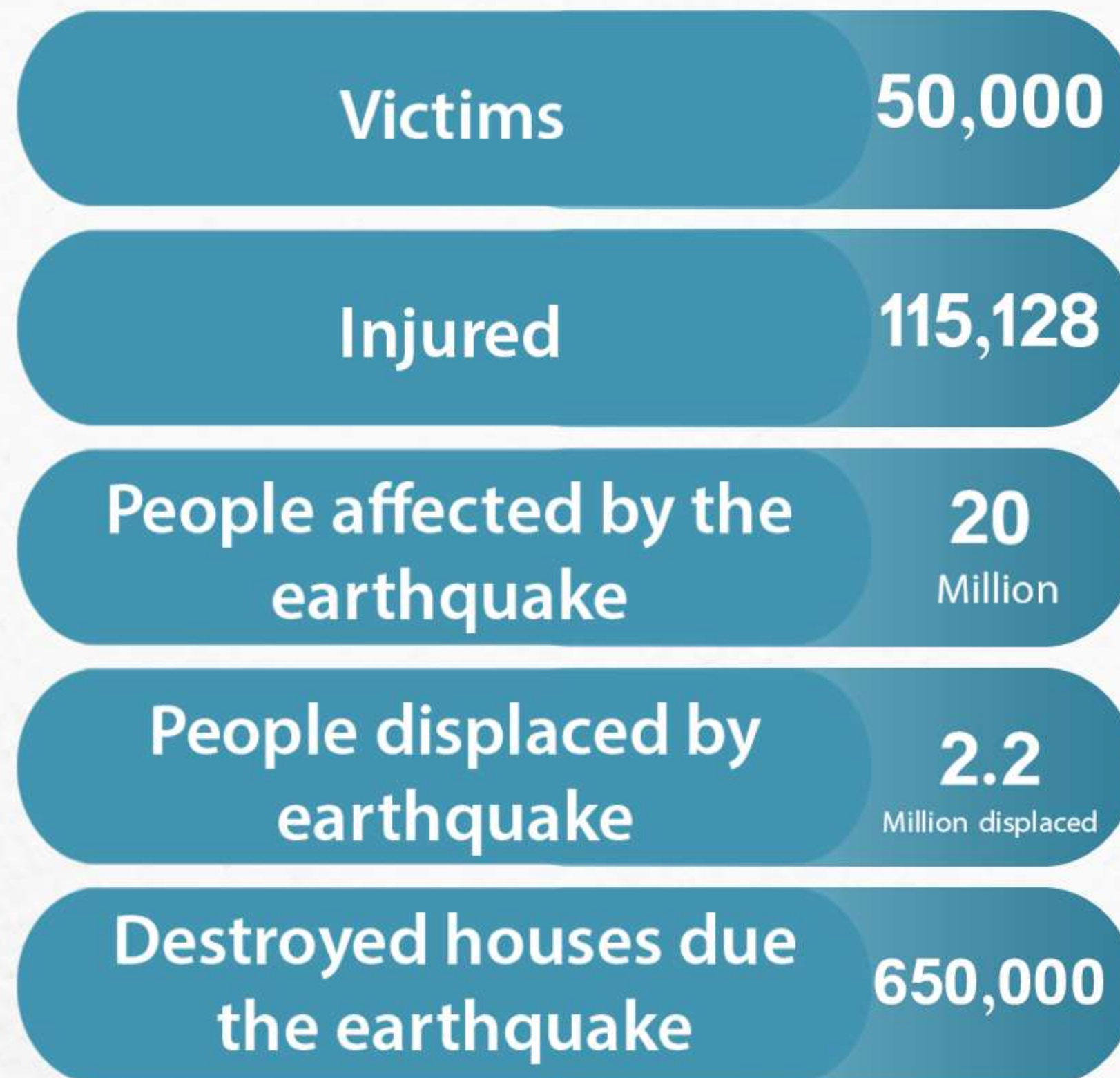
Total Fertility Rate (TFR) for the World 2.5

Life Expectancy 72.6

Urban Population versus Rural Population 66%

Selected monthly indicators:

Türkiye earthquake



Syria earthquake



Key interventions

(urgent assistance for the relief of the affected)

Sudan

Required intervention	Number	Average unit cost \$	Required intervention
Food Baskets	1000	50	50,000
Vouchers	1000	50	50,000
Hot meal (Family)	5,000	6	30,000
Hot meal (Individual)Medical devices	5,000	3	15,000
Medical devices	20	25,000	500,000
Major surgeries	100	1,000	100,000
Minor surgeries	300	300	90,000
Hearing Aid	200	300	60,000
Prescription Medical Glasses for children	500	70	35,000
Medical Aids	800	200	160,000
Small project	150	1,000	150,000
Monthly sponsorship for families	1000	50	50,000
Orphan sponsorship	1000	50	50,000
Sponsorship for people with disabilities	1000	50	50,000

Key interventions:

- 1-International Mercy Organization implemented 14 water projects in Somalia.
- 2-The Jordan Engineers Association provided housing assistance to a low-income family in Jordan.
- 3-Bahrain Red Crescent organized a training program on international humanitarian law.
- 4-Kuwait Red Crescent Society sent 10 tons of relief supplies to Sudan.
- 5-Britain pledged 3 billion dollars to support Ukraine in reconstruction efforts.

Humanitarian Brief

The High Representative of the European Union expressed the European Union's concerns about the ongoing violence in the West Bank and condemned the planning of 1,000 settlement units in the West Bank.
High Representative of the European Union



Main Humanitarian Indicators

Article	West Bank	Gaza Strip	Jerusalem	Occupied Territories 48
Population	2,716,553	2,375,259	471,834	1,673,614
Unemployment rate	12	45%	4.4%	3.7%
Poverty ratio	15.7%	69%	77%	21.1%
Families dependence on assistance	34.2%	80%	53.1%	-
Number of martyrs in 2023	128	33	-	-
Number of houses destroyed so far	244	3,043	23	-
Number of injured	4,296	223	-	-
Number of arrests	1,405	2	-	-

Significant Achieved Interventions

- 1. Qatar provided financial aid amounting to \$100 to support 100,000 underprivileged families.**
- 2. Water projects worth \$117 million were launched in the Gaza Strip, funded by a generous donation from the Kuwait Fund for Arab Economic Development.**
- 3. The Ministry of Social Development received a humanitarian convoy donated by the Jordanian Charitable Organization.**



Monthly selected indicators

Special Indicators for Youth on World Youth Skills Day - July 15th.

Item	Numbers/ percentage
The unemployment rate (overall)	43.4%
Youth unemployment rate	86.9%
Unemployment rate in refugee camps	17.2%
Youth labor force participation rate	26.4%
Youth male labor force participation rate	22.4%
Youth female labor force participation rate	42.9%
Youth unemployment rate (females)	50%
Youth unemployment rate (males)	34%
Average daily wage in USD	66%

Special Indicators for the Population in the Gaza Strip on World Population Day July 11th.

Item	Numbers/ percentage
The population	5,350,000
Area in Km 2	6,025
Population density	899
Population growth rate	2.4
Average household size	5
Average age	21.1

The most important urgent interventions required

Gaza strip

Required intervention	the number	Average unit cost \$	total \$
Reconstruction of completely demolished units	243	40,000	9,720,000
Restoration of partially demolished housing units	2800	1,000	2,800,000
Furnishing completely demolished housing units	243	3,000	729,000
Furnishing the partially demolished housing units	2800	500	1,400,000
Restoration and construction of agricultural and animal units and irrigation networks	130	3,000,000	
Reconstruction of completely demolished shops	8	5000	40,000
Reconstruction of schools and kindergartens	44		1,000,000

Jerusalem and the Occupied Territories 48

Required intervention	the number	Average unit cost \$	total \$
meals	5,000	8	40,000
food basket	1,000	70	70,000
winter clothing	500	60	30,000
cash assistance	1,000	200	200,000

West Bank

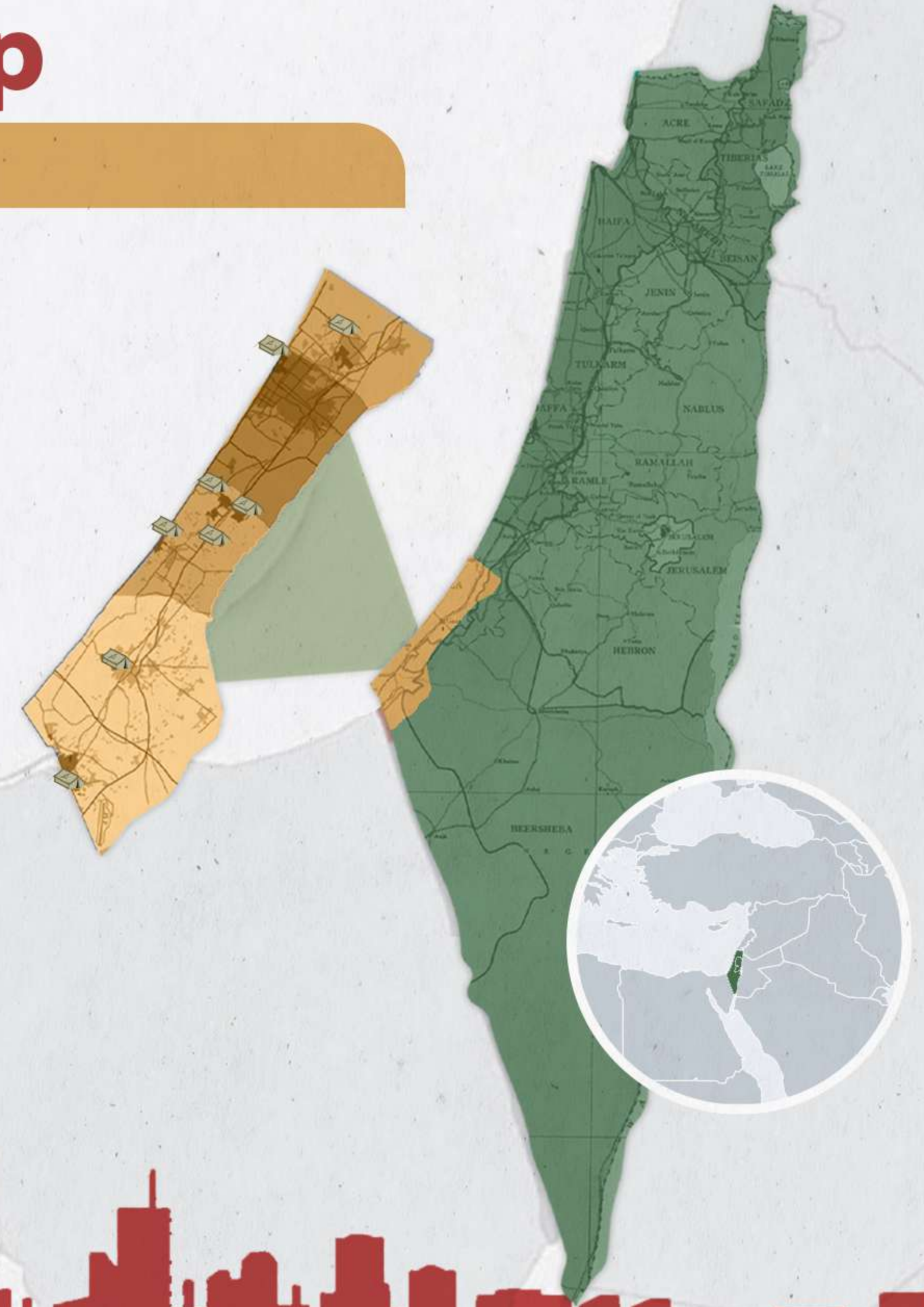
Required intervention	the number	Average unit cost \$	total \$
meals	5,000	8	40,000
food basket	2,000	50	100,000
bread bundle	5,000	1.25	6,250
winter clothing	1,000	35	35,000
100 University guarantee	200	500	100,000

Humanitarian Briefing for the Gaza Strip

June 2023

Al-Mizan Center for Human Rights released a report that highlights the situation of workers in the Gaza Strip. The number of job seekers increased to 250,558 during the first quarter of 2023, while the number of unemployed individuals reached 239,000

Ministry of Labor



Main Humanitarian Indicators



Gaza Strip population

2,375,259



Water pollution

97%



Families in need for aid

80%



Unemployment

50.1%



Power blackout

11 hour a day



Medicine shortage

38%



Poverty

69%



Food insecurity

62%



Medical supplies shortage

31%



Houses still destroyed or damaged

106,007



Significant Achieved Interventions

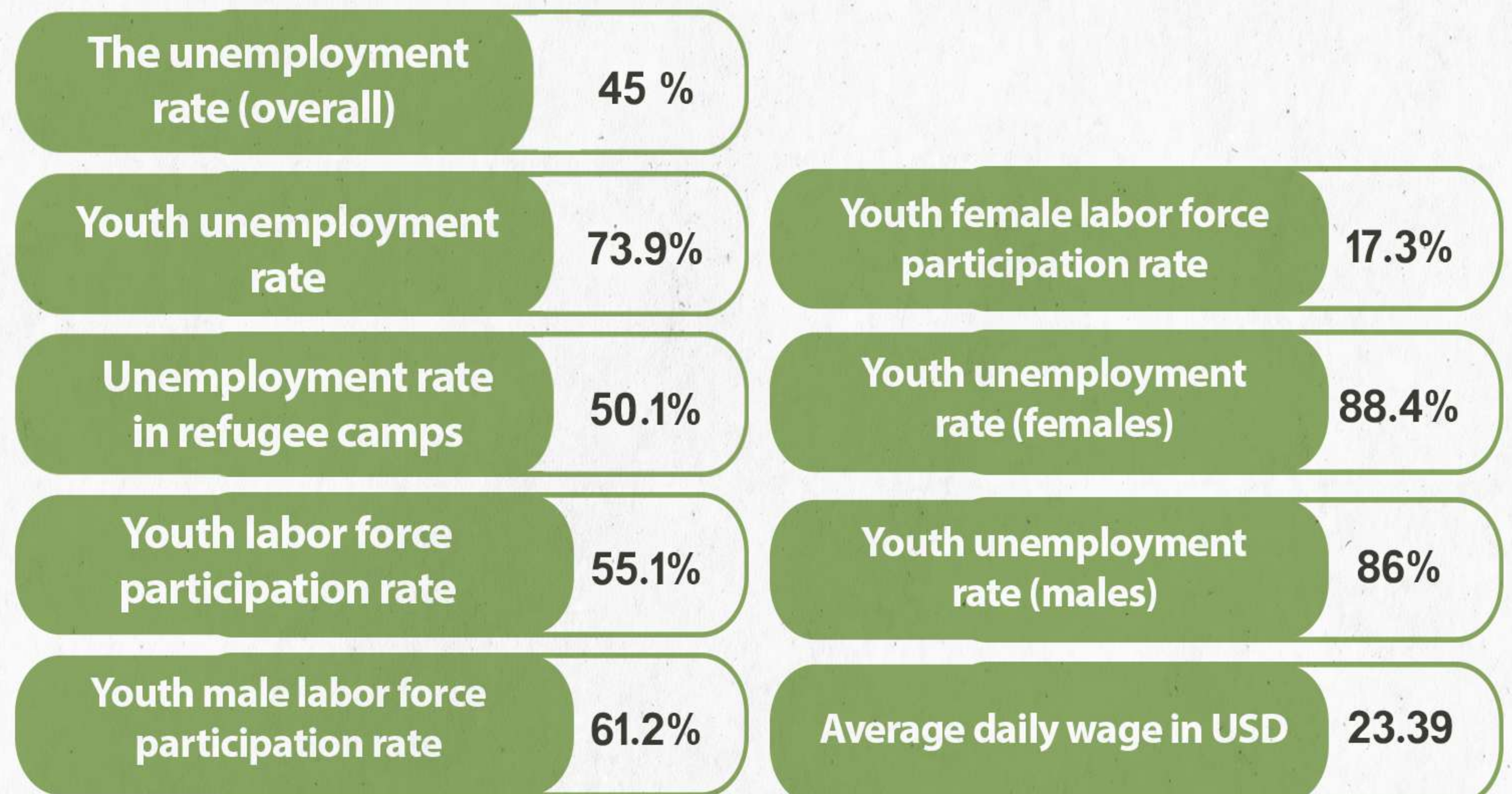
- **1. Qatar provided financial aid amounting to \$100 to support 100,000 underprivileged families.**
- **2. Water projects worth \$117 million were launched in the Gaza Strip, funded by a generous donation from the Kuwait Fund for Arab Economic Development.**
- **3. The Ministry of Social Development received a humanitarian convoy donated by the Jordanian Charitable Organization.**

Monthly selected indicators








Special Indicators for the Population in the Gaza Strip on World Population Day July 11th.



Special Indicators for Youth on World Youth Skills Day - July 15th



The most important urgent interventions required

Required intervention	Number	Average unit cost \$	Total \$
 Reconstruction of completely demolished units	243	40,000	9,720,000
 Restoration of partially demolished housing units	2800	1,000	2,800,000
 Furnishing completely demolished housing units	243	3,000	729,000
 Furnishing the partially demolished housing units	2800	500	1,400,000
 Restoration and construction of agricultural and animal units and irrigation networks	130		3,000,000
 Reconstruction of completely demolished shops	8	5000	40,000
 Reconstruction of schools and kindergartens	44		1,000,000

18,689,000