



ANNUAL REPORT

The Humanitarian Situation of Gaza Strip

2 0 2 2

Reality .. Achievements
Priorities



Publication Date 2023



Map of historical Palestine and the detailed map of the Gaza Strip.



Report of the Humanitarian Status of the Gaza Strip 2022: Reality, Achievements, Needs

Gazze Destek Organization GDD

the address:	Akşemsettin Mah. Akdeniz Cad. Hakperest sk. No:16 Daire:18 / Fatih - İSTANBUL
Phone/Fax:	0090212 6217973
cell phone:	00905522444320
website:	www.gazzedestek.org
E-mail:	Info@gazzedestek.org
Facebook:	www.facebook.com/gazzedestek.org

Content list

Content	page number
About Gazze Destek Derneği (GDD)	4
Introduction	5
Sectors and areas of the human condition	7
Social sector	8
Demography	9
Education	10
Health	12
Family	14
Poverty	15
Housing	16
Culture and Religious Affairs	18
Sports	20
Economic sector	21
Employment and unemployment	22
Crossings	24
Goods Production and services	26
Agriculture	28
Technology	30
Environmental Sector	31
Water	32
Energy	33
Waste	34
References	35

About :

GDD is a non-profit humanitarian and development organization founded in 2014 in Istanbul, Turkey under registration number 34-209-183. We aim to address the humanitarian and development needs of vulnerable and refugee around the world. We strive to do this in accordance with international humanitarian principles and the Sustainable Development Goals (SDGs), as well as in line with the response and national development plans and officially ISO 9001:2015 certified.

We conduct thorough research on the humanitarian situation in affected areas and release reports through an annual international press conference in multiple languages. We also provide updated briefs on a monthly basis and even daily in emergencies, which are used to create a humanitarian and development response plan. These plans are developed in coordination and partnership with local and donor organizations and are implemented in a quickly and effective manner.

Additionally, we are committed to the long-term impact of our interventions. We evaluate the sustainability of our interventions using GRI standards and assess the social impact of our projects through SROI standards through published reports. This helps us identify recommendations and lessons learned that can be used to improve the design of our future interventions.

Our Vision:

A world where every human enjoys a decent, dignified, and productive life in a sustainable approach.

Our Mission:

GDD works to improve the quality of human life around the world, through humanitarian and developmental interventions that are based on Sustainable Development Goals SDGs, standards of integrity and transparency, principles of humanitarian work, and relevant local and international laws.

Our Goals:

- Contribute to the achievement of Sustainable Development Goals SDGs.
- Actively support humanitarian and development needs.
- Support the human rights of vulnerable and marginalized groups.
- Coordinate and integrate humanitarian and development efforts.
- Participate in the development of the humanitarian and development capacity building for partners in needy areas.

Areas of Intervention:

– Social Sustainability

- **Decent Work Program:** Providing fair and sustainable employment opportunities for vulnerable families, youth, and vulnerable groups.
- **Decent Housing Program:** Improving the housing environment through renovation, furnishing, and providing rental subsidies for vulnerable families and people with disabilities.
- **Education Program:** Improving the quality of education by supporting students and educational systems at primary and higher education levels.
- **Health Care Program:** Providing health services for vulnerable patients, those affected by crises and disasters, and health institutions that take care of them.
- **Protection Services Program:** Enhancing community integration and solidarity for vulnerable groups, particularly children, women, people with disabilities, and refugees.
- **Food Security Program:** Contribution to reducing food insecurity for vulnerable families and poor nutrition for children.
- **Environmental Sustainability**
- **Clean Energy Program:** Providing clean and sustainable energy for vital facilities (hospitals, universities, schools, water wells,...) and vulnerable groups.
- **Clean Water Program:** Providing clean, sustainable, and safe drinking water through digging wells and building and operating water treatment stations using solar energy and other safe transport means for water.
- **Clean Environment Program:** Providing effective and sustainable solid, industrial, and medical waste management services through the establishment of waste collection and sorting centers and the operation of recycling and composting plants using solar energy and other renewable energy sources.

Introduction

The suffering of the Gaza Strip continues due to Israeli occupation for 56 years and an intensified blockade for 17 years. All vital sectors (social, economic, and humanitarian) have been affected. Despite the humanitarian situation in the Gaza Strip reaching unprecedented levels of deterioration, the policy of collective punishment against the population remains steadfast. This has resulted in significant material and psychological damage to over 2.3 million people living in the Gaza Strip.

During the period of blockade, the Israeli occupation launched five destructive attacks on the Gaza Strip in the years 2008, 2012, 2014, 2021, and 2022. These attacks caused extensive human and material losses, severe shortages in essential supplies such as food and fuel, economic regression, and difficulties in accessing medical services and clean water. Additionally, a multitude of other problems have arisen due to the continuous blockade and repeated aggression on the Gaza Strip.

A team from Gaza Destek Organization has prepared this report with considerable effort. The team applied a precise scientific methodology to develop this report, drawing upon the following:

- Developing the classification of sectors and areas of the humanitarian situation through reviewing the proposed models of global sustainable development goals and adapting them to the circumstances of the Gaza Strip. This focus was placed on areas of action rather than categorical classification (youth, women, childhood, people with disabilities, etc.), as these are encompassed within these areas.
- Limiting the mention of facts and figures with reliable or official sources until the end of the year 2022, without providing commentary in this version of the report. Analysis and interpretation are left to each institution according to its methodology in analysis.
- Listing humanitarian interventions by civil society organizations and some donor institutions in the Gaza Strip for the year 2022, based on what these institutions have published on their websites or in daily newspapers.
- Determining the priorities of humanitarian intervention through a review of international humanitarian laws, global sustainable development goals, national development plans, and humanitarian intervention plans of international and foreign institutions.

With this report, we aim to provide a solid foundation on which to progressively build and develop with the expertise of humanitarian agencies in knowledge management and documentation. We anticipate that any experienced person in the field will contribute valuable insights to this report via the email address provided at the beginning of the report. This step is not only necessary, but also crucial in our journey to advance humanitarian efforts together.

In addition, we look forward to all relevant organizations, each in its area of expertise, using this report to take humanitarian action to alleviate the suffering of the Palestinian people in Gaza. These actions should help improve the sustainable livelihoods of the people in their own country and enable them to make Gaza the livable place it truly deserves to be.

An overview of the humanitarian crisis in Gaza

After 55 years of occupation and 17 years of a tight siege, including four devastating attacks, the Gaza Strip has become a disaster zone. With a population of over 2.37 million people residing in 5 governorates, it has the highest population density in the world at 6,808.48 people/km². The refugee rate stands at 66.1%, spread across 8 camps. The humanitarian, economic, health, and living conditions have deteriorated significantly. In 2008, the situation worsened due to continued siege and Israeli aggression in August 2022, resulting in estimated economic losses of 500 million USD. Despite these immense challenges, the people of Gaza continue to strive for a semblance of normalcy, amidst the accumulating crises that have profoundly impacted all aspects of life, leaving behind numerous human tragedies, some of which are listed below:

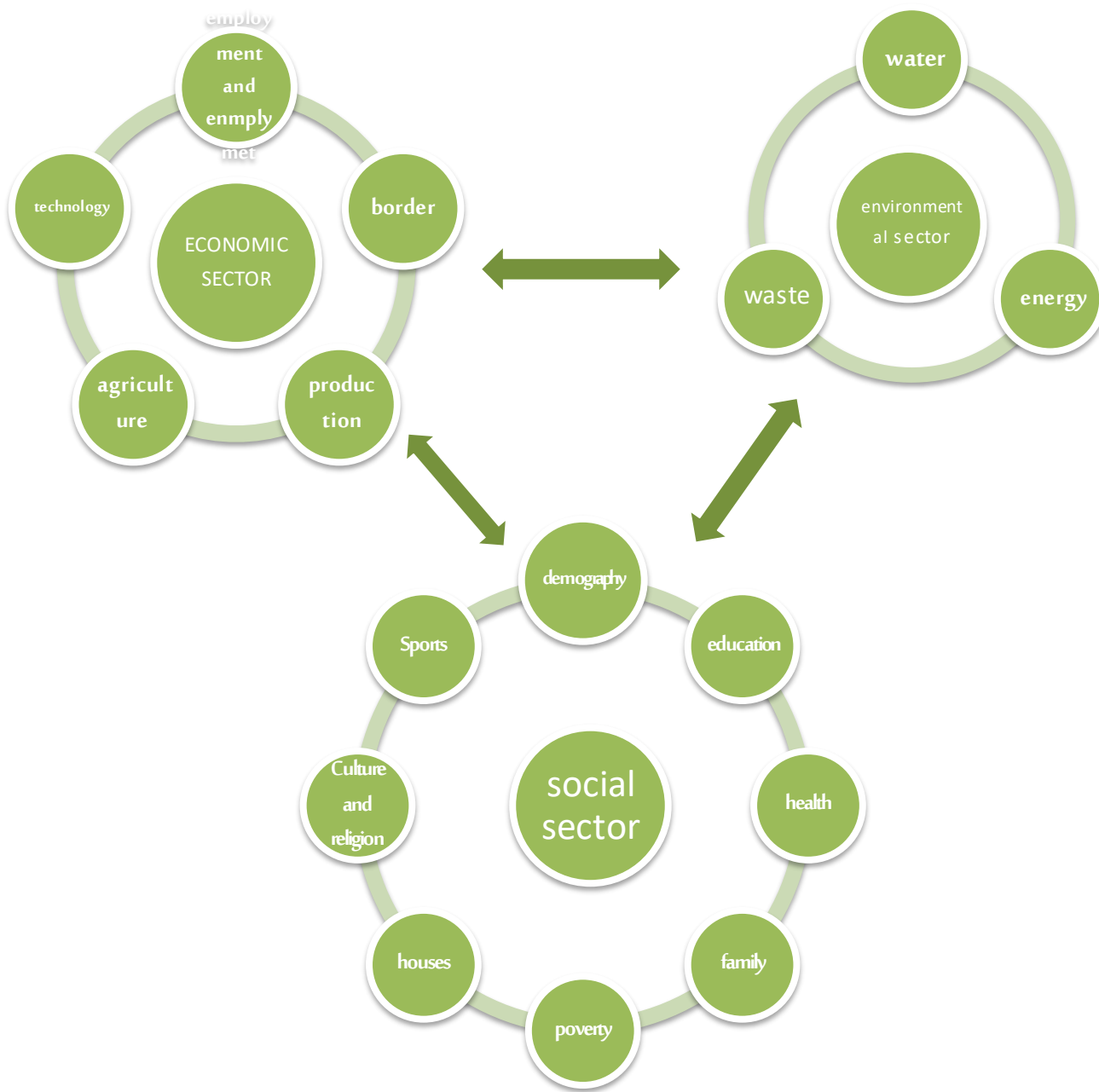
- Education: 399 schools operate in two shifts, the average student for each division is 38.86 students, about 409,287 poor school students, 52,973 vulnerable university students, despite this, the illiteracy rate in the sector is the lowest in the Arab world at 2%.
- Health: The annual number of medical referrals abroad is 22,123. The shortage of medicines reaches 43% and medical supplies reach 25%. The financial deficit in laboratory materials is 39%. The number of cancer patients during the period 2014-2022 amounted to 9,456 cases.
- Family: 20,429 orphans, 56,192 people with disabilities, the percentage of those of marriageable age who did not marry is 38.7%.
- Poverty: 61% (1,449,113 individuals) below the poverty line, 33.7% (800,576 individuals) in extreme poverty, 80% of households rely on aid, 68% face severe or complete food insecurity, with a per capita consumption rate of 225.95%.
- Housing: 1,841 houses still completely demolished, 87,556 houses partially destroyed and not yet repaired, 27,000 inadequate housing units in need of rebuilding, 60,000 inadequate housing units in need of renovation.
- Culture and Religion: 13 mosques remain completely destroyed, 42 mosques need rehabilitation and development, and there's a need for 30 new mosques.
- Sports: 83 licensed sports clubs, with 15,110 members.
- Employment: 45% overall unemployment, 73.9% youth unemployment, and 50.1% unemployment rate in refugee camps.
- Crossings: Air and sea blockade, 3 crossings completely closed, 3 crossings partially open for essential needs.
- Production: 50% decline in local output since the blockade, Gaza's economic losses due to Israeli blockade up to 2022 estimated at \$16.7 billion USD, and 65 restricted goods under the pretext of dual-use.
- Agriculture: 7,300 dunums of land confiscated due to the imposition of buffer zones and bypass roads by the occupation. 95% of fishermen live below the poverty line.
- Technology: 23.5% of households have a computer, 68.7% have a mobile phone.
- Water: 97% of water sources are contaminated, average nitrate level in groundwater is 102 mg/L, groundwater deficit in the aquifer is 100 million cubic meters, and 74% of seawater is polluted.
- Energy: Average chronic electricity cuts of 8 hours per day, electricity deficit ranges between 300-500 megawatts.
- Environmental Waste: 40% of wastewater is treated, and 115 million liters of untreated wastewater are discharged into the sea daily.

Gazze Destek Organization urges all humanitarian and donor organizations to contribute to the efforts of alleviating suffering and addressing urgent and critical humanitarian needs in this besieged region. International collaboration and cooperation are the means to achieve the desired humanitarian transformation and to alleviate the plight of individuals affected by this severe humanitarian crisis. This collective effort aims to improve living conditions for the affected population and provide opportunities for Palestinian individuals to live with dignity and respect.

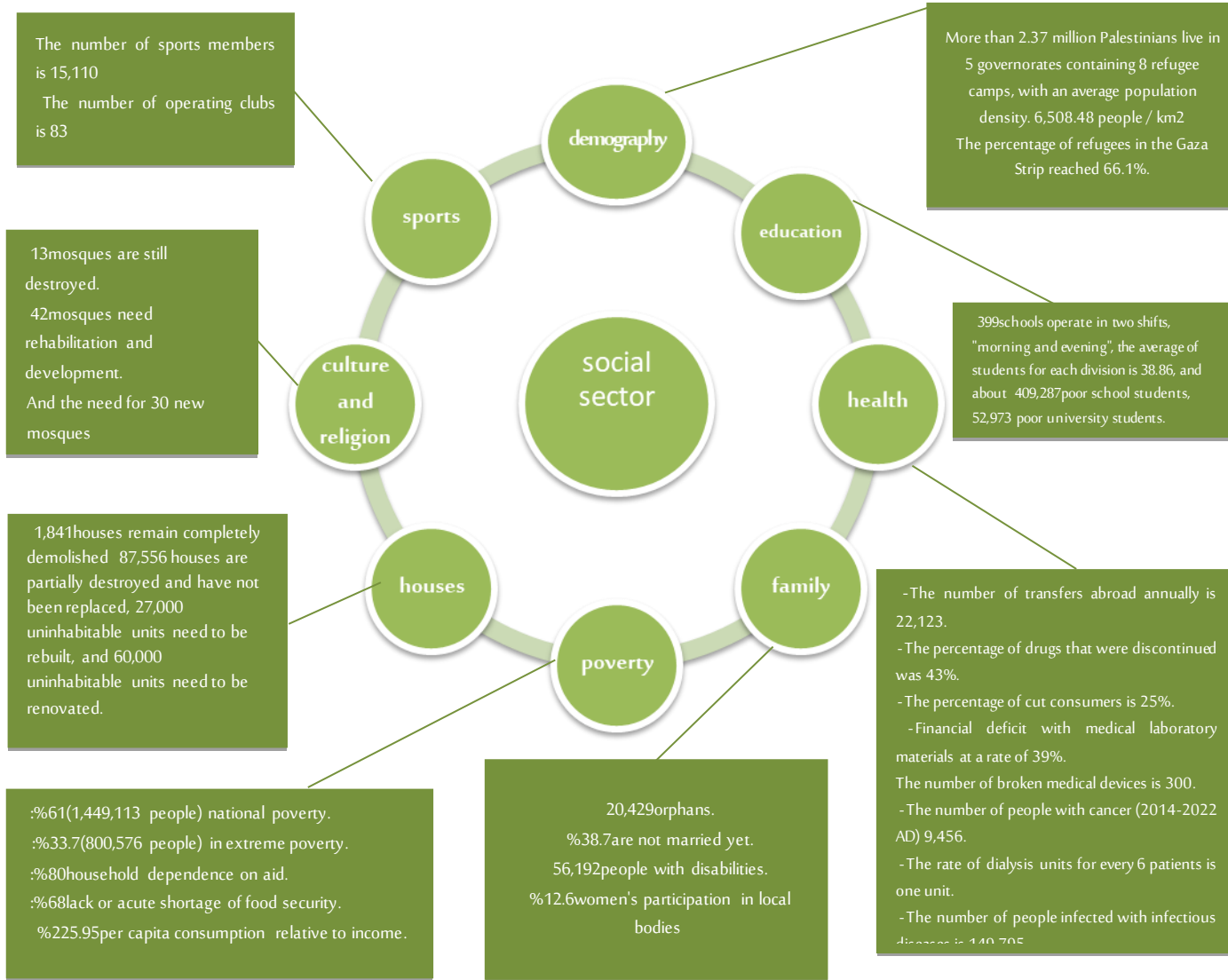
Sectors and areas of the human condition

The sectors and areas of this report have been prepared in line with the proposed models to achieve the global sustainable development goals as much as possible and in line with the environment and privacy of the Gaza Strip and its human suffering .

social sector



Social sector



The difficult humanitarian conditions in the Gaza Strip and the worsening suffering of the poor persist due to the ongoing factors, especially concerning the Israeli occupation and its violations that target economic sectors.

Al-Mezan Center for Human Rights

The Gaza Strip is the only area in the occupied Palestinian territories that has an outlet to the Mediterranean Sea, yet Israeli forces restricted sailing in it during the year 2022 within an ranging from 6 to 15 nautical miles off the coast area

United Nations Office for the Coordination of Humanitarian Affairs

Demography

Comparative key indicators

item/region	Gaza strip	West Bank	West Bank & Gaza	Inside 48	Jerusalem	diaspora	Palestine	Israeli occupation	Arab world			world		
	(1)(2)(3)	(2)(3)	(1)(2)(3)	(2)(3)	(7)(8)	(2)(3)	(1)(2)(3)	(4)(5)(6)(7)	(6) (114) (115) (113)	(6) (113) (114) (115)	(116)	(116)	(116)	
Population	2,375,595	2,740,582	5,116,177	1,709,811	482,064	7,191,505	14,436,815	9,714,000	456.20 million *			7.89 billion*		
Population percentage	%16.02	%18.98	%35.00	%11.84	%3.33	%49.81	%100							
Area km2	365	5,660	6,025	-	345	-	27,000	22,072	11.27<million			132.03<million		
Population density	6,508.48	569	899	-	1,381	-	899	440.14	34.67			58.58		
Growth rate	%2.8	%2.1	%2.4	%2.1	*%2.1	*%2.2	%2.4	%1.7	*%1.6			*%0.9		
Average family	5.6	4.7	5	4.35	'3.9	'4	5	3.72	+4.9			+4.9		
Refugee camps	8	19	27			31	27							
Refugees and displaced persons	%66.1	%23.6	%42.2	%26	'%39	%100	%68.99		%2.19			%0.5		
Median age	19.4	22.3	21.1	24.5	'23.8		21.1	+30.5	25.7			30		

Thomas White, director of the UNRWA for Refugee Employment in the Gaza Strip

1.2"million refugees in the Gaza Strip live below the poverty line, and half of its children need psychological support".

Statistics of the governorates of the sector

#	item/region	Northern Gaza	Gaza	Central	Khan Younes	Rafah	Gaza strip
1	Population	388,878	894,192	331,945	463,559	297,021	2,375,595
2	Population percentage	%16.37	%37.64	%13.97	%19.51	%12.50	%100
3	Area km2	61	74	58	108	64	365
4	Population density	6375.05	12083.68	5723.19	4292.21	4640.95	6508.48
5	Male	%51.05	%50.80	%50.31	%50.81	%50.46	%50.73
6	Female	%48.95	%49.20	%49.69	%49.19	%49.54	%49.27
7	Refugees Camps No.	1	1	4	1	1	8

Age groups in the Gaza Strip (1)

#	Age group in years	Male		female		total	
		number	Percentage	number	Percentage	number	Percentage
1	Early Childhood (0 to less than 2)	75,320	51.31%	71,486	48.69%	146,806	6.18%
2	Early childhood (2 to under 6)	123,299	51.22%	117,412	48.78%	240,711	10.13%
3	middle childhood (6 to under 13)	216,423	51.23%	206,030	48.77%	422,453	17.78%
4	Adolescent childhood (13 to under 18)	132,019	51.05%	126,564	48.95%	258,583	10.88%
5	Youth (18 to under 35)	353,294	50.80%	342,233	49.20%	695,527	29.28%
6	middle age (35 to less than 60)	242,411	50.51%	237,507	49.49%	479,918	20.20%
7	Elderly (60 and over)	62,422	47.43%	69,175	52.57%	131,597	5.54%
8	total	1,205,188	50.73%	1,170,407	49.27%	2,375,595	100.00%

Gaza is the most densely populated country in the world

➤ Education

International Covenant on Economic, Social and Cultural Rights	Article 13: The States Parties to this Covenant recognize the right of everyone to education. They agree that education must be directed to the full development of the human personality...to enable every person to contribute a useful role in a free society...
Global Sustainable Development Goals	Goal (4): Ensure inclusive and equitable quality education and promote lifelong learning opportunities for all
national goal	Objective (2.7): A pedagogical, higher, vocational, and technical educational system that guarantees high-quality education for all without discrimination, linked to the needs of the market and society and keeping pace with global scientific and knowledge development.

⇒ Educational reality

– Comparative basic indicators

item/region	Gaza strip		West Bank and Gaza		Israeli Occupation	Arab world	world
	(2)	(13)(12)(11)(10)	West bank (12)(10) (2)	Gaza (2) (13)(12)(11)(1)			
Literacy Rate (for ages 15 and Above)	%98		%97.5	%97.3	%97.8	+%73.36	+%86.68
Illiteracy Rate	%2		%2.5	%2.3	%2.2	+%26.64	+%13.32
Illiteracy Rate for People with Disabilities	%29		%35	%32	%2.7		
Percentage of Students Per Population	%24.65		%24.8	%24.8	%30.75		
School Drop-Out Rate	%0.7		%0.9	%0.8	%1.2		
Repetition Rate in Schools	%0.01		%0.15	%0.09	<%0.77	<%5.75	<%3.14
Student average per class	38.86		15.5	31.3	+26.4		
Student average per teacher	27.67		15.5	18.5	10.8	<21	<23

Palestinian Central Bureau of Statistics	"Illiteracy rates in Palestine, especially the Gaza Strip, are among the lowest in the world"
The People's Committee to Face the Siege	"More than 50% of university students in the Gaza Strip are unable to pay university fees because of their living conditions and the lack of enough to sustain their lives at the minimum level, which forced some of them to drop out of school."

▪ The main local indicators for the Gaza Strip

– Number of students for the academic year 2022/2023⁽²⁾

#	item	Government	UNRWA	Civil sector	private sector	total
1	kindergarten students	202	0	0	65,767	65,969
2	primary school students	177,199	293,703	0	19,038	489,940
3	secondary school students	112,204	0	0	2,850	115,054
4	intermediate diploma students	7,054	877	2,256	9,973	17,904
5	educational qualification	0	0	208	0	208
6	undergraduate students	22,330	0	30,626	10,087	63,043
7	postgraduate students	566	0	2,448	316	3,330
	Total	319,555	294,580	35,638	108,031	757,804
	Total school students	670,963		Total university students		86,841
	Poor School Students - National Poverty	409,287		Poor university students - national poverty		52,973
	Poor school students - extreme poverty	226,114		Poor university students - extreme poverty		29,178

%50 of UNRWA students suffer from psychological trauma due to the repeated aggression and blockade imposed on the Strip

– Damages to educational institutions until the end of 2022 AD(13)

Damage level	Aggression 2008	Aggression		Aggression	
		2012	2014	2021	2022
Severe damage	15	3	5	16	3
Medium damage	68	61	62	20	2
Light damage	90	80	120	100	2
Total	173	144	187	136	7

– Student Enrolment Rate(13)

Age	%Male	%Female	Average
11-6	96	96	96
15-12	94	94	94
17-16	93	94	94
18+	70	75	73

The percentage of children of secondary school age who are out of school is 16.9%

– Number of Graduate Students by Degree and Gender (Male/Female) 2022⁽¹²⁾

Level/program	Male		Female		Total	
	Number	Percentage	Number	Percentage	Number	Percentage
Intermediate diploma graduates	5,016	58.58%	3,546	41.42%	8,562	34.05%
Professional diploma graduates	114	76.00%	36	24.00%	150	0.60%
Bachelor graduates	7,727	51.08%	7,399	48.92%	15,126	60.16%
Higher Diploma after Bachelor's	6	27.27%	16	72.73%	22	0.09%
Graduates of the educational qualification certificate	148	50.34%	146	49.66%	294	1.17%
Postgraduate graduates	524	53.04%	464	46.96%	988	3.93%
Total	13,535	53.83%	11,607	46.17%	25,142	100.00%

More than 50% of university students in the Gaza Strip are unable to pay university fees.

– Educational Institutions (12)

Item	Public	UNRWA	Civil sector	Private sector	Total
1 Kindergarten number	8	0	0	911	919
2 The number of primary schools	287	284	0	49	620
3 Number of secondary schools	155	0	0	16	171
4 Number of schools one period	240	87	0	65	392
5 The number of schools is two shifts	202	197	0	0	399
6 number of people	7,613	7,137	0	945	15,695
7 Number of teachers	15,461	9,757	-	3,196	28,414
8 university institutions	1	2	3	4	10
9 Intermediate colleges and polytechnics	6	2	2	8	18
10 Postgraduate Academies	0	0	0	1	1

⇒ The most important achievements of associations and some donors in education in 2022

Project	Project number	Project	Project number
Construction and renovating of educational facilities	27	Providing Computers and Technical Teaching Aids	13
Student sponsorship and transportation	8	Equipping a school or educational center	32
Scholarship and training	3	Issuing University Certificates	3
		Projects of Uniforms, School Bag and Books	49
		Enhancing the quality of education	2
		Rehabilitating the skills of the staff	2

⇒ The Most Important Areas of Intervention Required in The Field of Education

Equipping buildings and educational centers	Providing sponsorship for needy students and external grants for postgraduate studies	Establishing and developing vocational and technical training centers	Improving the quality of education
Providing educational buildings with solar energy	Developing and stimulating vocational and technical education	Providing computers for students to pursue educational activities remotely	Inclusion of people with disabilities in the field of education
Rehabilitation and continuous training of teachers and support staff	Updating and developing curricula that meet the needs of the labor market	Developing the educational environment and providing technical teaching aids	Building and developing educational buildings

➤ Health

International Covenant on Economic, Social and Cultural Rights	Article (12): The Parties to the present Covenant recognize the right of everyone to the enjoyment of the highest attainable standard of physical and mental health.
Global Sustainable Development Goals	Goal (3): Ensure that all people enjoy health and well-being for all ages.
National Goal	Objective (3.7): A more integrated health system that provides public health and quality health services to all with equality and justice ... as a human right for all population groups, especially the poor and the marginalized.

⇒ Health Reality

– Comparative basic indicators

Item / Region	Gaza Strip (22)(21)(20)(3)(2)	Westbank (21)(20)(3)(2)	West Bank & Gaza (22)(21)(20)(3)(2)	Israeli Occupation (118)(10)(76)(9)(23)(14)	Arab World (26)(24)(6) (103)	World (26)(25) (6) (118)(117)
Average life expectancy at birth	73.8	74.5	74.2	82.9	*71.99	*72.747
Number of doctors per 10,000 citizens	32.7	17.2	28.4	33	'10.3	'15.7
Number of nurses per 10,000 citizens	53.5	37.6	44	48	*15.6	*36.9
Number of hospital beds per 10,000 citizens	12.1	13.4	12.9	18	'13.8	28.9'
Number of health care centers per 10,000 citizens	1.34	+2.17	+1.48	+0.04		
Percentage of the healthy insured	%51.56	%66.5	%78.9	%83.6		
percentage of people with disabilities	%3	2	%2	%18	%2	%6
fertility rate	3.32	3.8	3.8	3.1	3.1	2.3
growth rate	2.8	2.1	2.4	1.8	1.6	0.9

– Main Local Indicators for Gaza Strip

Global Health Organization	%20“of the population of the Gaza Strip suffers from mental health challenges due to the blockade”.
----------------------------	---

– Selected Indicators of Annual Life and Death ⁽²⁰⁾⁽²²⁾

No	Item	value
1	Male life expectancy at birth	72.8
2	Average life expectancy at birth for females	75
3	Number of births in the year 2022	56,175
4	Number of deaths in the year 2022	6,061
5	Mortality rate of children under one year per 1000 births	10.8
6	Under-five mortality rate per 100,000 inhabitants	13.6
7	Crude birth rate per 1,000 population	26.9
8	Crude death rate per 1,000 population	2.8
9	Maternal mortality rate per 100,000 live births	19.1
10	Diabetes mortality rate per 1000 people	2.7
11	Tumor mortality rate per 100,000 people	89
12	Hypertension mortality rate per 1000 patients	2.2
13	Cancer mortality rate per 100,000 population	91.3

– Diseases transmitted abroad ⁽²⁰⁾

No	Item	number
1	Oncology	5,864
2	Cardiac catheterization	2,170
3	Orthopedic Surgery	1,437
4	Blood diseases	2,203
5	children	1,855
6	the eyes	1,087
7	Atomic Scan	512
8	heart disease	347
9	Neurosurgery	535
10	Pediatric surgery	61
11	General Surgery	618
12	other	5,434
	total	22,123

– Annual disease indicators ⁽²²⁾

Item	Value
Number of people with chronic diseases	105,588
Number of infected people with infectious diseases	149,795
Number of people with cancer (2014-2022 AD)	9,456
Inability to provide services for cancer patients	%68
Number of transfers abroad annually	22,123
The incidence of acute flaccid paralysis per 100,000 children	0.6
The rate of infections with Covid 19 per 1,000 inhabitants	37.8
The rate of dialysis units per 6 patients	1
Percentage of cases rejected for treatment abroad by the occupation authorities	%3.5

– Indicators of the emergency health crisis ⁽²¹⁾⁽²⁷⁾

Item	value
The percentage of medicines that are completely absent from the stores of the Palestinian Ministry of Health.	%43 (224 items)
Percentage of financial deficit in laboratory materials and items	39%
The percentage of deficit in medical disposables.	25%
The number of broken devices in the Ministry of Health.	300 out of 6100
Minimum monthly fuel requirement for hospital generators when the usual power outage schedule is regular.	600 thousand liters

Palestinian Ministry of Health

“There are 1,026 kidney patients in the Gaza Strip, and the ministry needs 30 dialysis machines annually”.

➤ Detailed special statistics about the August 2022 war on the Gaza Strip ⁽²²⁾

Item	Value	Item	Value
Number of martyrs	49	number of injured	360
Percentage of male martyrs	%57	Percentage of injured males	%36
Percentage of female martyrs	%8	Percentage of injured women	%22
Percentage of martyrs among children	%35	T percentage of injured children	%42
Number of health centers targeted by the occupation	2		

⇒ The most important achievements of associations and some donor institutions in the field of health in 2022

no	Project	number	Project	number	Project
115	Projects supplying medicines and medical supplies	2	Health research	27	Establishment, development and restoration of clinics and health centers
26	Utilities	8	healthy nutrition	11	Projects for conducting operations, examinations, and care for poor patients
17	psychological support	10	Scholarship and training	3	Saving projects (fuel, solar energy) for health institutions
25	Medical devices maintenance projects	42	Health parcel projects	60	Furnishing projects, medical devices and equipment, and ambulance vehicles
		3	Health awareness projects	26	Sanitary packages

⇒ The most important areas of intervention required in the field of health.

Providing medical devices and equipment	Providing medicines, medical supplies, and auxiliary tools	Rehabilitation and training of health staff
Reconstruction of destroyed hospitals	Providing (fuel, solar energy) for health institutions	Maintenance and development of broken medical devices
sponsorship of the poor patient	Medical delegations with rare specialties	Building, developing, and restoring health institutions
Providing Covid 19 vaccines	Improving access to health services	Rehabilitation and modernization of ambulances

⇒ Family

International Covenant on Economic, Social and Cultural Rights	Article (10): The family, which is the natural and fundamental group unit of society, must be accorded the greatest possible protection and assistance, especially for the formation of this family and throughout its development, with the responsibility of entrusting and raising the children. Marriage must be entered with the consent of the parties to which the marriage is to be coerced.
Global Sustainable Development Goals	.Goal (2.10): Enabling and promoting social, economic, and political integration for all, regardless of age, gender .disability, race, origin, religion, economic status or otherwise
National goal	Objective (1.7): A more comprehensive, integrated, and sustainable social protection system based on rights and gender-sensitive, to reduce poverty, marginalization and social exclusion.

⇒ Family Reality

– Indicators of marital status⁽²⁾

No	Status	Males	Females	Total
1	Never got Married	%42.7	%34.7	%38.7
2	Marriage contract for the	%56.3	%58.5	%57.4
3	divorce	%0.5	%1.7	%1.1
4	Widowed/ Separated	%0.5	%5.1	%2.8

– Persons with Disabilities Indicator⁽²⁹⁾

No	disability	number	value
1	Visual disability	8,991	%16.00
2	Hearing disability	6,181	%11.00
3	Speech impairment	5,057	%9.00
4	Impaired mobility	26,410	%47.00
5	antic	2,810	%5.00
6	Learning difficulty	5,619	%10.00
7	spells	562	%1.00
8	other	562	%1.00
	the total	56,192	%100

– Orphans Indicators⁽³⁴⁾

No	item	value
1	number of orphans	20,429
2	male orphans	10,558
3	female orphans	9,871
4	Number of orphans with disabilities	423

– Comparative Key Indicators

Item / Region	Gaza Strip (29)(28) (22)(2)	Westbank (29)(28)(22) (2)	West bank and Gaza (29)(28) (22)(2)	Israeli (30)(14) Occupation
Families Number	413,009	583,102	1,016,687	2,200,000
Martyrs 2006-2022	5,045	1,438	5827	-
Prisoners	200	4,400	4,600	
People with disabilities	56,192	36,518	92,710	1,685,400

– The Main Local Indicators for the Gaza Strip Gender Indicators

item	Male	Female	value
population percentage (1)	%50.73	%49.27	%100
Literacy rate for ages 15 and over (2)	%98.9	%97.1	%98
Those enrolled in basic education (2)	%50.80	%49.20	%100
Those entering secondary education (2)	%46.90	%53.10	%100
Undergraduates (12)	%44.41	%55.59	%100
Labor Force Participation Rate (2)	%61.2	%17.30	%39.40
Youth Unemployment Rate (31)	%63.60	%88.40	%73.9
Rate of exposure to violence from a family member (32)	*%39.3	*%39.3%	%39.3
Participation in the Legislative Council (33)	'%86.4	'%13.6	'%100
Participation in local bodies (33)	%87.40	%12.60	%100

Palestinian Center for Human Rights

"The conditions are disastrous for needy families in the Gaza Strip, in light of the counting of the disbursement of allocations for affairs in the year 2022".

⇒ The most important achievements of the associations and some donor institutions in the field of the family in 2021

number	project	number	project	number	project
7	Projects to sponsor families and orphans	1	Marriage facilitation projects	1	Reduction of violence
6	Field studies and surveys	9	Protecting women's rights	4	Building community centers for orphans
2	Building shelters for women	11	Awareness and promotion of human rights	3	and people with disabilities

⇒ The Most Important Areas of Intervention Required in Family Sector

Eliminate all forms of violence	Establishment, development, and restoration of social centers	Providing in-kind and cash assistance to marginalized groups in society (orphans - the poor - people with disabilities)
Enhancing the role of women and protecting their rights	Developing appropriate integrated social protection systems	Facilitating marriage and raising awareness of marital life management
Providing care for martyrs, injured soldiers, prisoners, and their families	Rehabilitation of persons with disabilities and their integration into society	Facilitating the marriage of widows, divorcees, spinsters, and people with disabilities

⇒ Poverty

International Covenant on Economic, Social and Cultural Rights	Article (11): The Parties to the present Covenant recognize the right of everyone to an adequate standard of living for himself and his family, including adequate food, clothing, and housing, and to the continuous improvement of living conditions. The states parties will take appropriate steps to ensure the realization of this right, recognizing to this effect the essential importance of international co-operation based on free consent.
Global Sustainable 2030 Development Goals	Goal (1): Eradicate poverty in all its forms everywhere
The National Goal	Objective (10.1.7): To systematically and gradually move the philosophy of combating poverty from reliance on relief programs to reliance on development interventions by strengthening the linkages between humanitarian

⇒ Reality of poverty

– Comparative Key Indicators

Item / Region	Gaza Strip (39)(35)(34) (2)	West bank (36) (2)	(25) (22) Palestine	Israeli Occupation (37) (6)	(106) (38) Arab World	(6) world
People Below the National Poverty Line	%61	*%14	'%29.20	%27.8	%35	%34.22
Extreme Poverty	'%33.70	'%5.80	'%16.80	%16.90	%13.4	%9.20
The family's dependence on aid	%80	~%34.20	~%53.10	%22.6		
Families receiving aid during the year	~%68.6	~%9.7	~%31.1	%38.60		

– The Main local Indicators for the Gaza Strip

Director of UNRWA in Gaza	"1.2 million refugees in the Gaza Strip live below the poverty line."
Euro-Mediterranean Centre	"More than half of the population of the Gaza Strip has become poor as a result of the Israeli blockade imposed on the Strip for more than 16 years."

Item	Percentage
Food insecurity or acute shortage ⁽³⁴⁾	%68
dependency rate ⁽³⁾	*%78.60
Average per capita income per month in US dollars ⁽²⁾	307
Average household expenditure and consumption per month in US dollars ⁽³⁴⁾	693
Percentage of household dependence on aid	%80
Percentage of households that can survive economically, regardless of the length of the period ⁽³⁹⁾	*%21.20
Number of families covered by the social protection program ⁽³⁴⁾	77,838
Number of families that need to be included in social protection programs (34)	9,663
Per capita consumption to income ratio (34)	%225.95

– Conditions of poor families (34)

Item	value
Percentage of refugees in poor families	%71
Number of poor families headed by women	32,527
Percentage of poor households headed by women	%54
The number of poor families headed by widows	13,997
Percentage of children in poor families	%50.2
The number of poor families headed by an elderly person	23,224
The percentage of the elderly in the Gaza Strip who live in poor families	%50.1
Percentage of heads of poor families who suffer from at least one chronic disease	%55.70
Heads of poor families who are people with disabilities	20,053
The percentage of heads of poor families whose educational level is less than secondary	%78.70
The percentage of illiteracy among heads of poor families	%11.80

Number	Project
23	Blankets Projects
33	projects to distribute Meat, meal, bread and water
27	Cash assistance projects
5	Debt repayment projects
86	Seasonal projects: sacrifices, clothing, breakfasts
120	Food Baskets and Vouchers Projects

No	item	National Poverty Line ⁽³⁴⁾	Extreme Poverty ⁽³⁴⁾
1	Number of Poor	1,449,113	800,576
2	Poverty ratio	%61	33.7%
3	Number of Poor Families	251,936	139,184
4	Poor Children	651,817	360,102
5	Poor school Students	412,102	226,114
6	Poor University Students	51,535	29,178

⇒ The most important achievements of the associations and some donor institutions in the field of poverty in 2021

⇒ The most important areas of intervention required in the field of poverty.

Small-medium scale projects	leading businesses	Online working opportunities
social inclusion and provision	Providing job opportunities for marginalized groups	Economic and social empowerment of the poor and marginalized groups
Aid coordination automation	Payment of debts/financial receivables	Enhancing the role of business incubators and entrepreneurial projects

Housing and infrastructure

International Covenant on Economic, Social and Cultural Rights	Article (2/2): The right of individuals, as well as families, to obtain adequate housing, regardless of age, economic status, affiliation to a group or other, or social status and other such factors.
Global Sustainable Development Goals	Article (8): The right of all people to have a safe place to live in peace and dignity.
national goal	Objective (5.8): A housing sector that meets the security of legal tenure, is adequate, affordable, provides access to public services and meets the needs of citizens with greater efficiency and effectiveness...especially for poor and marginalized families

Housing Reality

Comparative Key Indicators

No	Item / Region	Gaza Strip (46)(45)(44)(43)(40)(39)(2)	West bank (46)(45)(44)(39)(2)	West Bank & Gaza Strip (46)(45)(44)(43)(40)(39)(2)	Israeli Occupation (47)(42) (41)(26)(14)
1	Number of housing units	334,710	742,363	1,077,073	2,902,313
2	Average housing density (person per room)	1.7	1.4	1.5	0.79
3	Average housing (3 or more people per room)	8.9	5.2	6.6	2.94
4	The average number of rooms in the dwelling	3.6	3.6	3.6	1.35
5	Providing homes with potable water	%10	%94.70	%59.10	*%99
6	Connecting communities to the electricity grid	%99.9	%99.9	%99.9	*%100
7	Homes are connected to the water network	%92	%84.10	%89.20	
8	Connection of communities to the sewage network	%83.50	%38.40	%53.90	*%94
9	Families need of housing units during the next decade	15,000	150,000	165,000	223,000
10	Existence of solid waste collection service	%95	%99.88	%99.89	

The Main Local Indicators for the Gaza Strip⁽⁴⁰⁾

General Manager of Damage Inventory | "We have a gap of 15,000 affected people, which is approximately \$12 million".

The main local indicators for the Gaza Strip⁽⁴⁰⁾

No	Item	Value (Number or Percent)
1	Houses inadequate for human habitation	27,000
2	Inadequate homes in need of renovation	60,000
3	Number of Houses still destroyed until 2020	89,397
4	Percentage of Households who Own House	%78
5	Percentage of families living in rented accommodation	%6.8
6	Percentage of Households Living in an accommodation (independent room, tent, others)	%15.2
7	Proportion of households living in a House	%45.3
9	Proportion of households living in an apartment	%53
10	Percentage of roadworthy roads	%45
11	Percentage of roads requiring repair and rehabilitation	%93.7
12	New roads requiring construction and paving	

– Destroyed and Damaged Housing Unit's due to Israeli Attacks During the Siege Period ⁽⁴⁰⁾

Damage items	remaining from before 2014	2014 aggression	After 2014 to 2021	Aggression 2021	Aggression 2021	Siege in general
Number of destroyed houses	797	10,979	273	1,689	37	13,775
Number of houses still destroyed	189	786	212	618	36	1,841
Number of reconstructed houses	608	10,193	61	1,071	1	11,934
Number of partially damaged houses	13000	162789	3416	60,626	1,715	241,546
number of partially affected housing	13,000	59,201	3,001	11,054	1,300	87,556

Economic experts "The massive destruction of the Gaza Strip in the Israeli aggression requires urgent Arab and international action to rebuild the Strip, especially housing facilities and infrastructure".

– Construction Sector in Palestine ⁽²⁾

Item	value
1 Number of institutions	*669
2 Number of employees	8,3701
3 Construction productivity (in million dollars)	181.9
4 Expenditure on construction of new buildings and additions (in million dollars)	86.9
5 value of expenditure on ongoing maintenance (in million dollars)	*276.6
6 Value of expenditure on capital maintenance (in million dollars)	*496.7

⇒ Most Important Achievements of Associations and Some Donor Institutions in the Housing Sector During 2022

Project	number	Project	number	Project	number
Building Projects for the Poor	2	Restoration of Poor Houses	225	Furnishing and Equipping Projects of Poor Houses	17
Reconstruction Project	2	House roofing and rehabilitation projects	5	Establishing and rehabilitating public institutions	92
Road rehabilitation and development	40	Rental projects for those affected	2		

⇒ The Most Important Areas of Intervention Required in the housing sector

Renovating and Furnishing Poor and inadequate houses	Providing adequate housing for poor families	Restoration and furnishing of unsuitable housing for the poor
Supporting local building materials industries	Establishing basic infrastructure networks	Connecting housing to the public services network
Street expansion and development	Supplying homes of the poor with alternative energy	Develop marginalized and unplanned areas
Restoration and rehabilitation of partially damaged housing units	Construction of service buildings	Rental allowance for cases of total demolition

➤ Culture and Religious Affairs

Universal Declaration of Human Rights	Article (18): Everyone has the right to freedom of thought, conscience and religion; this right includes freedom to change his religion or belief.
Global Sustainable Development Goals	Article (27): Everyone has the right freely to participate in the cultural life of the community, to enjoy the arts and to share in scientific advancement and its benefits.
National Goal	Goal (4.11): To promote efforts to protect and preserve the world's cultural and natural heritage.

⇒ The reality of culture and religious affairs

– Cultural Indicators

The media office of the government in the Gaza Strip	"The losses of the cultural, religious and sports institutions sector due to the aggression on the Gaza Strip in May 2021 were estimated at 13.5 million US dollars".
--	---

No	Item / Region	Gaza strip (51)(48)(2)	West bank (52)(48)(2)	West Bank & Gaza Strip (52)(51)(48)(2)	Israeli Occupation (54)(53)(14)	
1	Number of operating cultural centers	76	508	58	*1,000	
2	Number of operating museums	5	27	32	200	
3	Number of operating theaters	3	14	17	*64	
4	The number of operating cinemas	0	3	3	51	
5	Number of cultural activities practiced by cultural centers	1,901	5,700	7,601	8,500,000	
6	Number of participants in cultural activities	219,000	369,000	588,000	2,274,995	
7	Number of plays shown	0	346	346	446	
8	Number of viewers for the plays shown	0	43,000	43,000	2,194,522	
9	Number of museum visitors	65,000	200,000	265,000	7,000,000*	
10	Issues of local newspapers	2	5	7	831	
11	Number of radio stations	23	41	64	*97	
12	Numbers of local TV stations		1	10	11	*8

Indicators of Religious Affairs

– Mosques and Churches

No	item/region	Gaza strip (55)	West bank (59)(57)(55)	West Bank and Gaza strip (59)(57)(55)	Israeli Occupation (60)(61)(63)
1	Percentage of Muslims	%99	%98.38	%99.108	%18
2	Percentage of Christians	%1	%1.62	%0.89	%2
3	Number of Mosques	1,230	2,386	3,616	<400
4	Number of still destroyed mosques	13		13	
5	The need for new mosques	30		30	
6	The number of mosques that need rehabilitation and development	42		42	
7	Numbers of churches	3	~159	~162	<50

– The Holy Quran and Sunnah for the Year 2022 ⁽⁵⁶⁾

No	Item	Gaza strip
1	Number of Quran memorizers from Quran memorization camps	1,197
2	Number of proven memorizers of the Qur'an	2,157
3	Number of Quran memorizers who heard the Quran in one sitting	701
4	The number of licensees with the connected bond	277
5	The average number of memorization students	40,000
6	Number of graduates of recitation and intonation courses	78,985
7	The number of honorable hadith memorizers	2,381
8	Number of graduates of the Prophet's Sunnah courses	145,035
9	The number of people who have heard the books of the Prophetic Sunnah in one session	97

⇒ The Most Important Achievements of Associations and Some Donor Institutions in the Culture and Religious Affairs sector During 2022

project	number	project	number	project	number
Building and restoring a religious facility	7	Equipping a cultural or religious center	13	Reconstruction of religious institutions	2
Restoration and maintenance of historical sites and artifacts	3	Building and restoring religious facilities	6	Guarantee of keepers and keepers and advocates	1
Religious cultural awareness and guidance	9	Cultural promotion in the community	5	Guided visits to archaeological sites	1

⇒ The Most Important Areas of Intervention Required in the Culture and Religious Affairs Sector

Spread Awareness and Religious Education	Support and care for creative and talented people	Complete reconstruction.
Developing and updating public Libraries with Books and References	Guarantee Religious Students, Teachers and Preachers	Restoration and rehabilitation of archaeological areas.
Equipping and furnishing cultural and religious centers	The establishment of cultural and religious centers	Restoration of ancient churches and mosques.

Sport

Universal Declaration of Human Rights	Principle (4): Practicing sports is a human right. Everyone should have the possibility to play sport, without discrimination of any kind and in the spirit of the Olympic Games, which requires mutual understanding in the spirit of friendship, solidarity, and fair play.
Global Sustainable Development Goals	Goal (3): Sport contributes to well-being regardless of age, gender, or race. Everyone enjoys it, and its range is unparalleled. Such initiatives raise awareness about the plight of young refugees and are fully aligned with the Sustainable Development Goals, particularly with regard to health.
national goal	Objective (5): Palestinian youth, male and female, are more able to participate in the labor market, social, political and sports events, and contribute more effectively to national development.

⇒ Reality of sports

– Comparative basic indicators

No	item/region	⁽⁶³⁾ (2) Gaza strip	⁽²⁾ West bank	⁽²⁾ West Bank and Gaza strip
1	number of clubs	83	363	446
2	Youth centers	12	112	124
3	women's clubs	-	4	4
4	Number of stadiums/gym halls	2	14	16

– The number of sports facilities damaged in previous Israeli attacks ⁽⁶³⁾

No	damaged sports facilities	number
1	Stadiums and gyms	20
2	Sports clubs that have been affected	10
3	Sports federations and committees	5

– Local Indicators ⁽⁶³⁾

No	Item	number
1	Number of licensed sports clubs	71
2	Number of members of sports clubs	15,110
3	The number of active sports federations	32

Supreme Council for Youth and Sports | Reopening sports clubs completely after the epidemiological situation stabilizes in 2021

– The number of sports clubs in the governorates of the sector and the number of their members ⁽⁶³⁾

no	Governorate	Number of clubs	Members	
			male	female
1	North Gaza	10	1,100	110
2	Gaza strip	34	5,500	1200
3	The center	19	1,850	550
4	Khan Younes	10	1300	600
5	Rafah	10	2,500	400
	Total	83	12,250	2,860

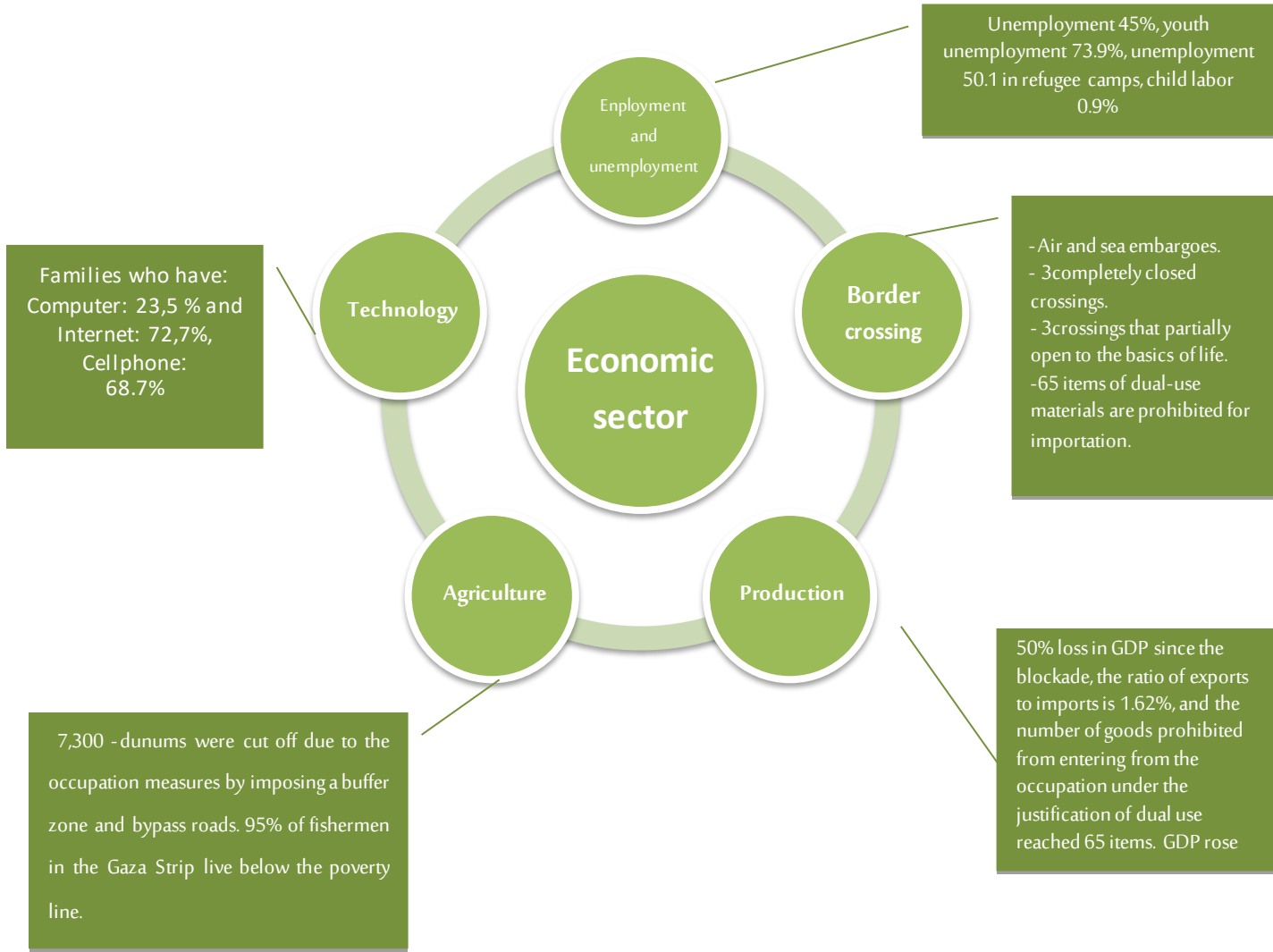
⇒ The most important achievements of the associations and some donor institutions in the field of sports in 2022

Project	number	Project	number
Establishment and development of clubs and stadiums	3	Providing safe parks and play areas	14
Providing sports equipment	4	Camps and recreational trips	21
Providing sports tools and equipment	2	Providing games and entertainment bags	11

⇒ The most important areas of intervention required in the field of sports.

Establishing stadiums and racing arenas	Facilitating the travel of delegations and sports missions abroad	Gym maintenance
Building an integrated sports stadium	Training and rehabilitation of coaches and referees	Promote and develop the mental and physical growth of children and adolescents
	Establishment of covered gyms	

Economic Sector



"The losses of the Gaza Strip as a result of the blockade have reached nearly 17 billion since 2007 until now".

Report on United Nations Trade and Development UNCTAD

➤ Employment and unemployment

International Covenant on Economic, Social and Cultural Rights	Article (7) Everyone has the right to work, to free choice of employment, to just and favorable conditions of work and to protection from unemployment. Article (6): ... Measures shall include the right to provide technical and vocational guidance and training programs.
Global Sustainable Development Goals	Goal (8): To promote sustained, inclusive and sustainable economic growth, full and productive employment and decent work for all.
National Goal	Objective (5): Establish stronger foundations for an independent and equitable national economy and achieve sustainable development that will provide decent employment opportunities for citizens and improve their productivity.

⇒ Unemployment and Employment Reality

item/region	Gaza strip (31)	Westbank (64)(31)	Palestine (64)(31)	Israeli Occupation (71)(70)(69)(68)(65)(14)	Arab Region (107) (66)(6)	Internationally (107) (67)(6)
Participation in the workforce	%39.4	%47.5	%45	%64.1	46%	60%
General unemployment rate	%45	%13.1	%24.4	%3.6	10.7%	5.8%
Youth unemployment rate	73.9%	%29.8	48.5%	%17.60	24.8%	15%
Median daily wage in US dollars	11.85	33.14	30.77	118.21		
child labor rate	%0.9	%3.8	%2.5	*%9	<15	<25.36
Unemployment in refugee camps	%50.10	%21.20	%35.50		13.6%	9.6%
Unemployment rate among young graduates	%46.7	%18.20	%30.70	%47.40		
Self-employed workers	%14.8	%21.8	%17.4	° 10%		
Employed in the private sector with a wage less than the minimum wage (\$400) and their wage rate in US \$	115,600 250	56,300 522	171,900 312.5			
Volunteer work	%0.6	%0.3	0.4	*%22		

General Federation of Palestinian Trade Unions in the Gaza Strip

"The conditions of the workers of the Gaza Strip are on a hot plate, warning of a humanitarian disaster"

Comparative Key Indicators

– Distribution of Labor by Economic Activity in the Gaza Strip ⁽³¹⁾

No	Item	Percentage
1	Agriculture, fishing, and forestry	%6.8
2	Mining, quarrying, and manufacturing	7.5%
3	Building and Construction	5.4%
4	Trade, hotels, and restaurants	22.1%
5	Transport, storage, and communications	8.4%
6	Other services and branches	49.8%
	total	100%

■ Main Local Indicators for Gaza Strip

— Employment and Unemployment index

Item	Males	Females	Value
Participation in the Workforce ⁽⁶⁴⁾	%61.2	%17.3	39.4%
general unemployment rate ⁽³¹⁾	%39.1	%67	%45
Unemployment Rate among youth ⁽³¹⁾	68%	%88.40	73.9%
Participation in the youth workforce ⁽⁶⁴⁾	%63.4	%20.5	%41
Percentage of individuals 15 years and over who are enrolled. In vocational training courses during 2022 ⁽⁶⁴⁾	%1	%0.4	%0.7
The percentage of youth (15-24) is not in Work and Education/Training ⁽⁶⁴⁾	%34.5	%38.4	%36.4
child labor ⁽⁶⁴⁾	%1.7	%0.2	%0.9

— Employment index in society sectors ⁽³¹⁾

Item	Percentage
Public sector employees in Gaza (Ramallah government).	%37
Public sector employees (Gaza strip).	
private sector employees	%55
Civil sector employees	%8
Total	%100

➤ The Impact of the COVID-19 Pandemic on Economic Institutions in Palestine ⁽⁷²⁾

item	Gaza strip	Westbank	Palestine
Institutional closing rate	%27	%92	%71
The number of unemployed	203,200	118,200	321,400
Decreased participation in the workforce	%35	%41	-
Decrease in the number of workers in the local market	%17	%8	-

➤ The Relative Distribution of Workers by Gender and Occupation ⁽⁶⁴⁾

Item	Males	Females	Value
Legislators and senior management staff	%2.00	%3.8	%2.30
Technicians, specialists, assistants, and clerks	%29.3	%75.2	%38.7
Service workers and market vendors	%26.3	%10.6	%23.3
Skilled workers in agriculture and fishing	%1.7	%1.7	%1.7
Craftsmen and other professions	%11.2	3.7%	%10.1
Machine operators and collectors	%9.2	%0.0	%8.8
elementary occupations	%19.7	%5	%15

⇒ Employment and unemployment 2022: The most important achievements of the associations and some donors

Project	number	Project	number	Project	number
Temporary employment	7	technical training projects	20	Small businesses	27
Insurance for employees	11				

⇒ The Most Important Areas of Intervention Required in the Field of Employment and Unemployment

Small and Medium-Sized Enterprises	Entrepreneurship	Online work	Use technology to create new jobs
Business Incubators and Accelerators	Temporary employment	Vocational and Technical Training	Use technology to create new jobs
Business Incubators and Accelerators	Integration of graduates into the labor market		Providing occupational safety tools

➤ Crossings

Universal Declaration of Human Rights	Article (13): Everyone has the right to freedom of movement and residence within the borders of each state.
Global Sustainable Development Goals	Goal (17): Enhancing means of implementation and revitalizing the Global Partnership for Sustainable Development.
National goal	Objective (1.8): The system of transport and road networks should be more secure and effective according to international standards and integrated with the Arab and international network.

⇒ Crossings Reality

– Status of Land Crossings in Gaza Strip 2022 ⁽⁷⁴⁾(73)

Item / Region	Kerem Abu Salem	Rafah	Beit Hanoun	Almentar	Alawda	Alshejaeia
Total incoming trucks	79,638	38,003				
Total outgoing trucks	5,809	1,697				
Total trucks exported to the West Bank	3,350	-				
The number of departing individuals	-	144,899	424,417	Closed since 2011	Closed since 9/2008	Closed since 2007
The number of people arriving	-	133,764	414,646			
The number of individuals referred or rejected	-	5,476	-			
The number of incoming fuel trucks	3,480					
Amount of fuel (in million liters)	161.5	159.88				
Amount of cooking gas (in million kg)	29.11	62.8				
Closing rate (including holidays)	%50.83	%39.45				

– Air and Maritime Crossings Status

Gaza International Airport	The airport was destroyed, while the Gaza Strip was kept under a no-fly zone, in clear violation of the Oslo Accords.
Gaza sea port	The construction of the Gaza Sea port was not completed in clear violation of the Oslo Accords, and the Strip was placed under a maritime traffic embargo. All international aid ships were prevented from reaching Gaza starting from 1/12/2008, and fishermen are also prohibited from sailing for more than (6-15) nautical miles.

– A comparison between the goods entering and the needs of the Gaza Strip for basic building materials 2022 (73)

Item / Ton	Amounts received	Needs	Shortage	Covering
1 Gravel	1,654,603	36,000,000	34,345,397	4.82%
2 Iron	103,298	6,000,000	5,896,702	1.75%
3 Cement	462,899	18,000,000	17,537,101	2.64%

– Health Conditions of Beit Hanoun Crossing" Erez" 2022

no	Order status	Number	No	Order status	Number
1	Requests for permits for treatment at	20,364	5	Deferred requests "under study"	5,056
2	the Israeli occupation or the West Bank	5,947	6	Rejected applications for reasons related to escorts	62
3	Rejected permit requests	234	7	Applications rejected for other reasons	577
4	Rejected permit for security reasons	867			

United Nations Economic and Social Council	The Economic and Social Council of the United Nations called for the full opening of the border crossings leading to the Gaza Strip, the lifting of all strict restrictions imposed on the movement of the Palestinian people, and the guarantee of free movement of people and goods throughout the occupied Palestinian territory, including East Jerusalem, and to and from the outside world.
--	---

– Total Items Incoming in Truck Loads Through Gaza Strip Border Crossings 2022⁽⁷⁴⁾

↑	Classification	Number of trucks			Total
		Rafah Crossing	Karam abu salam Crossing	Beit Hanoun Crossing	
1	Building materials	2,611	6,161	0	8,772
2	construction work	22,155	22,767	0	44,922
3	animal feed	145	7,228	0	7,373
4	food products	5,117	21,437	0	26,554
5	Non-edible consumer products	991	6,093	0	7,084
6	cleaning equipment	121	1,450	0	1,571
7	Livestock feed	748	708	0	1,456
8	Electricity supplies	200	5,079	0	5,279
9	agricultural supplies	35	1539	0	1,574
10	Medical Supplies	72	502	0	574
11	Educational supplies	48	335	0	383
12	Packaging Materials	110	778	0	888
13	cars	2	6	0	8
14	technology	0	16		16
	total	32,355	74,099	0	106,454

⇒ The most important achievements of the associations and some donor institutions in the field of crossings 2022

project	number	project	number	project	number
Lobbying and advocacy	Multiple	Ships to break the blockade	0		
Development and rehabilitation of crossings	2	Providing tools and devices for crossings	1	Running convoys to break the blockade	2

⇒ The most important areas of intervention required in the field of crossings.

Running ships and convoys to break the blockade	Building Gaza International Airport	Development of the gas field on the Gaza coast
Pressure and advocacy to break the siege	Establishing a free trade zone with Egypt	Developing and rehabilitating land crossings
Building the Gaza seaport		

⇒ Goods Production and Services

Private International Covenant economic, social and cultural rights	Article (2.6): The steps to be taken by the parties to the present Covenant to achieve the full realization of this right shall include technical and vocational guidance and training programs, policies and techniques to achieve steady economic, social and cultural development and full and productive employment under conditions safeguarding fundamental political and economic freedom to the individual.
Global Sustainable Development Goals	Goal (12): Ensure sustainable consumption and production patterns.
National goal	Objective (5): Establish stronger foundations for an independent and equitable national economy achieving sustainable development that will provide decent employment opportunities for citizens and improve their

⇒ Reality of Goods Production and Services

– Comparative Key Indicators

item/region	Gaza strip (75)(72)(2)	Westbank (75)(72)(2)	West Bank & Gaza (75)(72)(2)	Israeli Occupation (69)(6)	Arab region (76) (6)	World (77)(6)
Annual per capita GDP in dollars	1,256.8	4,458.3	3,086.8	52,170.7	6,670	12,236.6
economic growth rate	%5.6+	%3.6+	%3.9+	%2.9+	%2.7+	%2.8+
Total value of registered merchandise exports (million dollars)	*13.109	6,134.9	7,466.2	10 ³ *143.92	10 ³ *933.74	10 ⁶ *27.88
The total value of registered merchandise imports (million dollars)	*965.878	*5,192.224	12,874	10 ³ *124.59	10 ³ *917.04	10 ⁶ *26.75

– The main local indicators for the Gaza Strip

UN report	"The Gaza Strip's economic losses resulting from a decade of blockade are close to 17 billion US dollars".
-----------	--

– Total indicators of the production sector (6)(78)(79)

no	item	value
1	Contribution of the Gaza Strip's GDP to the Palestinian GDP	17%
2	The number of goods prohibited from entering the occupation under the justification of dual use	65 items
3	The size of the losses in the GDP since the start of the blockade	%° 50
4	The average volume of exports compared to before the blockade	32.13%
5	The ratio of exports to imports	%1.35

– Value Added Indicators of Economic Activities 2021 (79)

Economic Activities	Value in millions of US dollars				
	Gaza strip	Percentage contribution to total production	Westbank	Percentage of contribution to GDP %	Palestine
Agriculture	287.5	%10.60	650.2	%5.00	937.7
Industry	194.9	%7.20	1,686.40	%13.10	1,881.30
Constructions	128.5	%4.70	571.1	%4.4	699.6
Wholesale and retail trade	376.8	%13.80	2,400.50	%18.60	2,777.30
Transportation and storage	40.2	%7.20	195.4	%13.2	235.6
Information and communication	16.4	%14.10	463.7	%19.2	480.1
Services and other activities	1,494.70	%54.90	4,274.10	%33.20	5,768.80

– Selected indicators for production sectors in Palestine 2021 (2)

Item	Value in thousands of US dollars				
	Number of workers	Compensation of Employees	Production	intermediate consumption	Value Added
Construction activity	8,370	56,897.80	181,894.90	86,895	95,000.10
industry activity	116,038	798,241.90	4,989,380.20	2,581,545.50	2,407,834.70
Transport activity	7,577	42,353.70	119,529.10	36,588	82,941.30
Communication and information activity	9,472	143,405.50	498,903.00	115,449.80	383,453.20
Services activity	161,265	693,506.40	2,988,777.70	695,098.40	2,293,679.20
internal trade	206,685	666,508.20	4,546,940.60	806,288.60	3,740,652.00

– Industrial Facilities Destroyed by Israeli aggression (80)

no	Level of destruction	Aggression 2008	Aggression 2012	Aggression 2014	Aggression 2021	Aggression 2022	Total
1	Destruction		°58	373			4,277
2	severe partial destruction	°1,564	°2	183	1,346	10	
3	Partial destruction		°206	535			

– Quantities of fuel received during the year 2022 for the Gaza Strip ⁽⁷⁴⁾

Imported quantities of fuel / liter	Kerem Shalom crossing	Number of trucks	Rafah crossing	Number of trucks	Total / liter	Total number of trucks
petrol	5,206,067	138	30,006,009	535	35212076	673
solar	10,449,700	277	129,872,055	2,200	140321755	2,477
Solar station	145,761,305	3,833	0	0	145761305	3,833
kerosene	114,000	2	0	0	114000	2
gas/kg	29,108,416	1,323	62,800,050	2,914	91908466	4,237
Total		5,573		5,694		11,222

– Table of the ration report for the Gaza Strip ⁽⁷⁴⁾

No	Item type	Quantity / ton
1	Flour	117,928
2	Sugar	49,088
3	Rice	19,011
4	Vegetable oils Non-Olive Oil	24,297
5	Legumes	282,721
6	Dairy, and Cheese	11,101
7	Red and Frozen Meat	5,903
8	Fresh and Frozen Chickens	12,917
9	Tea / Nescafe / Creamer	630
10	legumes	7,544
11	Eggs	33,128,347

⇒ The most important achievements of the associations and some donor institutions in the field of commodity and service production 2022

Project	number	Project	number	Project	number
Local product support projects	4	Providing raw materials	9	Economic surveys and studies	2
Providing logistic services	131	Provision and maintenance of machines, devices, and vehicles	97	Rehabilitation and development of facilities	7

⇒ The most important areas of intervention required in the field of commodity and service production for the year 2022

Complete reconstruction and compensation	Preparing studies to explore investment opportunities	Green and Sustainable Economy
Establishing an industrial zone	Small, medium, and large projects	Providing support to startups
Supporting and protecting the national product and increasing its competitiveness	Establishing central laboratories for the examination of foodstuffs	Green and Sustainable Economy

➤ Agriculture

The Office of the High Commissioner for Human Rights	Article (4/2): Farmers and their families have the right to work in their land, produce agricultural production, raise livestock, catch, harvest and fish in their territories.
2030 Global Sustainable Development Goals	Goal (2): Eliminate hunger, provide improved food security and nutrition, and promote sustainable agriculture
National Goal	Objective (5): To establish stronger bases for an independent and equitable national economy and achieve

⇒ Agriculture Reality

-Comparative key indicators

no	item/region	Gaza strip (86)(85)(84)(83)	Westbank (86)(85)(84)	West Bank & Gaza (86)(85)(84)(83)	Israeli occupation (89)(88)(6)
1	Total cultivated area/dunum	186,963	1,022,338	1,209,301	*2,900,000
2	animal holdings	7,631	12,278	19,909	
3	Mixed holdings	3,703	13,813	17,516	
4	Agricultural machinery and equipment	^5,390	^19,100	^24,490	·23,142
5	fish (tons)	4,707	-	4,707	<21,000
6	Percentage of workers in the agricultural sector	%6	%7	6.7%	%0.92
7	The number of workers in the agricultural sector	15,600	44,000	59,000	
8	average daily wages of farmers	20.9	86.5	54.8	
9	Percentage of agricultural lands that were cut off due to the occupation measures by imposing the buffer zone and bypass roads (dunums)	° 7,300	3002.508	10,302.508	

- Important local indicators ⁽⁸³⁾⁽⁸⁶⁾

no	Item	value
1	Total area under cultivation/Dunum	186,963
2	Area planted with tree gardening/Dunum	87,471
3	Area planted with vegetables/Dunum	84,817
4	Area planted with field crops/Dunum	14,675
5	Tractor/ (Calf Tractor)	12,819
6	Water tank	1,766
7	Trailer carrier	749
8	Automatic milking	306
9	Honey maker	411
10	Milk Shaker	234
12	Productivity of agricultural land (Ton)	+493,191
13	Value of agricultural production of cultivated land (1000 USD/Km2)	638
14	Per capita area of permanent cultivated land (m2)	+45.3
15	Wald and forest area per Dunum	58.33
President of the General Federation of the Palestinian Trade Union	"95% of the fishermen's engines are unfit for use, due to the lack of maintenance materials for the boats that the occupation has prevented from entering the Gaza Strip."	
Hunters captain	"95% of fishermen are below the extreme poverty line, and fishermen are considered among the poorest classes of Palestinian society."	

– Indicators of Self-Sufficiency in Agriculture ⁽⁸³⁾

no	Item	sufficiency
1	vegetables	%96
2	fruits	%45
3	olive	%85
4	White meat	%85
5	Red meat	%12
6	Fresh fish stock	%88

– "Fishery Wealth (83)

no	Item	value
1	No. of Fishermen	4,253
2	Boat by Type (Launch Trawler)	14
3	Boat by type (Launch Shanshula)	57
4	Boat by type (Hasaka Motor)	861
5	Boat by type (Hasaka with oars and Felucca)	33
6	Total fisheries production in tons	4,707

– Livestock (83)

no	Item	value
1	Number of cows (one)	2,090
2	Number of lamb (one)	62,000
3	Number of goats (one)	8,810
4	Number of broiler chickens (one)	23,000,000
5	Number of laying hens (one)	824,000
6	Number of beehives (hive)	22,000

– Value of agricultural production during the year 2020 ⁽⁸³⁾

Item	Value/ million dollars
plant production	80
Animal Production	54.1
Fish stocks	14.5

– The Exports in the Agricultural Sector of the Gaza Strip During the year 2020 ⁽⁸³⁾

Item	value
vegetable (tons)	60,812
animal (ton)	312
fish (tons)	1,165

Ministry Of Agriculture "The agricultural sector called for rapid intervention in dealing with the effects of the depressions and the occupation opened the dam channels, which caused farmers huge losses estimated at millions of dollars".

⇒ The most important achievements of the associations and some donor institutions in the field of agriculture in 2022

Project	number	Project	number	Project	number
Rehabilitation and maintenance of greenhouses	3	Rehabilitation of infrastructure and irrigation networks	10	Provision of Animal Units and Animals	16
Agricultural machinery and equipment	6	Rehabilitation of fishermen's boats	10	Smart nurseries and greenhouses	6
Providing agricultural seedlings and fertilizers	19	Reclamation of agricultural lands	5	Establishment of agricultural water ponds	5
Building and rehabilitating headquarters for fishermen	1	Providing agricultural inputs	8	Agricultural training program	2
Hunters' equipment	4	Agricultural projects	9	Agricultural research and studies	3

⇒ The most important areas of intervention required in the field of agriculture for the year 2022.

Guidance, research, and agricultural schools	Land reclamation and rehabilitation of agricultural roads	Smart nurseries and greenhouses
.Complete the restoration of agricultural infrastructure	Agricultural machinery and equipment at promotional	Provision of agricultural medicines and fertilizers
Restore the economy of animal production.	Rehabilitation of Fishing Equipment	Development of Fishermen's Port
Establishment of agricultural research centers	Biological Pest Control	Organic fertilizer industry

➤ Technology

Human Rights Council Office of the High Commissioner	Article (19): States should promote public awareness of the uses of new communication technologies to support individuals in the proper assessment, management, mitigation, and informed decision-making of risks related to communications.
Global Sustainable Development Goals	Goal (9): Build resilient infrastructure, stimulate inclusive and sustainable industrialization, and encourage innovation.
national goal	Objective (7.3.6): Develop information technology to improve the e-government development process.

⇒ Technology Reality

– Comparative key Indicators

Item / Region	Gaza strip (90)	West bank (90)	West Bank and Gaza (90)	Israeli occupation (89)(14)	Arab region (108)	world (108)
Percentage of households that have a computer	%23.5	%39.6	%33.8	%76.9	%51.9	%49.7
Percentage of individuals (10 years and over) who use a computer	%27.8	%24.8	%26	%72.5		
Percentage of households that have internet service	%91.1	%92.3	%91.9	%78.9	%57.1	%57
Percentage of individuals (10 years and over) who use the Internet	%83.1	%91.4	%88.1	%83.7	%51.6	%54
Individuals (10 years and over) who use social networking sites	%79.40	%90	%86.2			
Percentage of households that have a mobile phone line (mobile)	%68.7	%85.9	%79.1	%97.9		
Percentage of households that own a smartphone	%57.3	%82.6	%72.7			
Households that have a fixed telephone line	%17	%39.30	%31.20	%95		
Families that own a TV	%50.50	%96.50	%90.7	%93		
Families with children (10-17) who are enrolled in education and have a computer	%36	%50	%44			
Media office of the government in the Gaza Strip	The losses of the technology sector in the Gaza Strip due to the May 2021 aggression were estimated at \$7.5 million.					

– Research and Development Progress Index in the Gaza Strip 2013⁽⁹¹⁾

Item	Gaza strip
Number of research and development workers	^8,715
Number of research and development workers in full-time equivalents	^5,162
Number of research and development researchers	^4,533
Number of male researchers in research and development	^3,510
Number of female researchers in research and development	^1,023
Number of research and development researchers in full-time equivalents	^2,492
Number of research and development researchers with full-time equivalents per million people	^566
Research and development expenditures (US\$1 million)	^61.4
Research and development expenditure per researcher in full-time equivalent (US \$1,000)	^24.6

– Institutional use of technology index in Palestine 2011⁽⁹¹⁾

Item	Gaza	Westbank	palestine
Total establishments that use computers	%40.8	%49.6	%47
Total establishments that use the Internet	%34	%41.3	%39.2
Percentage of establishments that carried out commercial transactions electronically, out of the total establishments	%12	%10.8	%11.2
Total establishments that have a website	%3.7	%5.2	%4.8
The number of computers in the establishments per 100 workers	%25	%21.5	%22.3
The number of workers who use a computer for every 100 workers	%31.7	%52.6	%47.9
The number of workers using the Internet per 100 workers	%25	%48	%42.9
The number of workers specialized in information and communication technology per 100 workers	%5.6	%5.1	%5.2

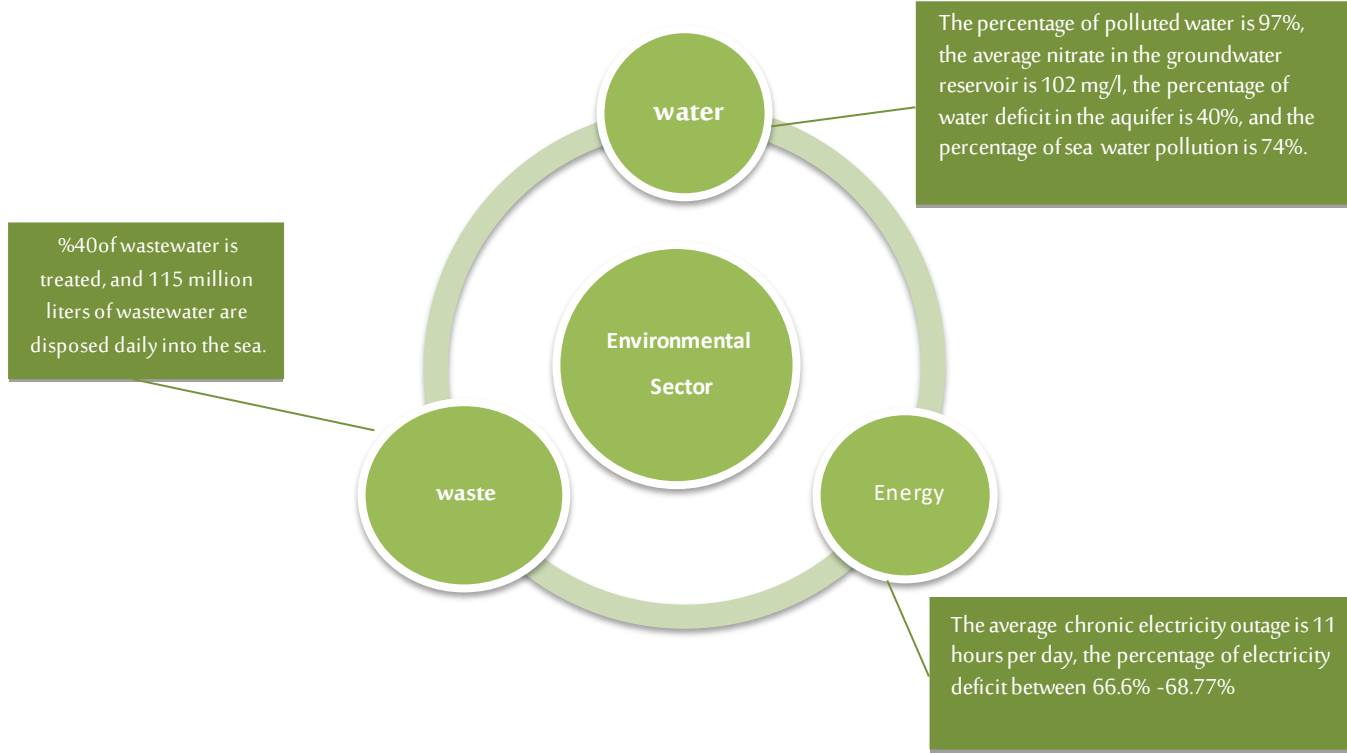
⇒ The most important achievements of the associations and some donor institutions in the field of technology 2022

Project	number	Project	number
Providing Computers and Technical Teaching Aids	21	Providing computers and technical assistance to humanitarian organizations	9
Support for e-government projects	3	Development and scientific research	1
The development of computerized systems	27	Technology Awareness	4

⇒ The most important areas of intervention required in the field of technology for the year 2022

Investing in technology to create job opportunities	Supporting e-government projects	Develop standard systems and monitor their operation
Linking scientific research with national development priorities	Increased access to technology	Promoting scientific research in the field of communications and information technology
Database development	Technical training	Promoting the safe use of communications and information technology

Environmental Sector



The effects of climate change add challenges to the fragile Gaza Strip.

President of the National Institute of the Environment

Water

Protocol on water and health to the 1992 Convention on Europe	States Parties shall take appropriate measures to provide access to drinking water and sanitation and to protect water resources used as sources of drinking water from pollution.
Global Sustainable Development Goals	Goal (6): Ensure the availability of water and sanitation services for all.
national goal	Objective (3.8): A more organized Palestinian water and sanitation sector capable of securing water rights for citizens, and achieving equitable distribution of all uses.

Water Reality

Comparative key indicators

Local indicators of the water field for the Gaza Strip for the year 2022

Item	Gaza strip ⁽⁹³⁾⁽⁹²⁾⁽⁴⁴⁾⁽²⁾	Israeli occupation ⁽¹⁰⁹⁾⁽⁹⁷⁾⁽⁹⁶⁾⁽⁹⁵⁾⁽⁹⁴⁾
Per capita daily allowance (liter/person/day)	90	<704.11
Water pollution rate	%97	° %30
Sea water pollution rate	%74	%33.3
Beach pollution rate	%18	
Average Chloride (mg/L)	772	256-223
Average Nitrate in Groundwater Aquifer (mg/L)	102	45
Average efficiency of water network distribution	%60	
Number of licensed water wells	4,500	<1,000
The wells are still destroyed	<534	
Water loss (million m3)	42.8	<53.33

Means of household disposal of wastewater(44)

no	item	percentage
1	Sewage Network	%67
2	Absorbent hole	%33

Water use (million m3/year)(92)

item	Number (in million cups)
Domestic water use	110
Agricultural water use	120
Use of water for other purposes	20
Total	Total

Water Authority and Environment Quality	The coastal aquifer, the only one in the Gaza Strip, has been seriously depleted due to excessive pumping.
--	--

Research Division of the Climate Change and National Security Program	The lack of electricity and water quality in the Gaza Strip and the failure to address the sewage problem in light of the large increase in population numbers will accelerate the passage of bacteria and diseases among the Palestinians.
--	---

The most important achievements of the associations and some donor institutions in the field of water 2022

Project	number	Project	number	Project	number
Construction of wells and a water desalination plant	30	Filtration, collection and drainage of rain water	6	Wastewater treatment unit	2
Providing water tanks	3	Central desalination plants	5	Providing fuel or solar energy for desalination plants	1
Water distribution vehicles	2	Scholarship and training	1	water quality	4
Rehabilitation of desalination plants	3	Rehabilitation of water and sanitation units and networks	38	Drilling and maintenance of wells	20
Maintenance of water and sewage pumps	2	Watering projects	3	Environmental awareness	11

The most important areas of intervention required in the field of water by 2022

desalination plants	Water carrier line between north and south	Rainwater harvesting and groundwater recharge	Environmental awareness
Seawater desalination	Wastewater treatment plants	Construction of a water tank	Preparing hydrological studies
Design and implement training programs for workers in the water sector	Application of quality standards	Rehabilitation and development of wells	Establishing and developing the basic infrastructure for water and wastewater networks

➤ Energy

Office of the High Commissioner for Human Rights	Permanent sovereignty over natural resources: The right of peoples and nations to permanent sovereignty over their wealth and natural resources should be exercised in accordance with the interest of their national development and the welfare of the people of the concerned country.
Global Sustainable Development Goals	Goal (7): Ensure universal access to affordable, reliable and sustainable energy services.
National goal	Objective (2.8): Energy secured to the consumer in sufficient quantities at reasonable prices and with technical and environmental specifications that meet international standards.

⇒ Energy Reality

– Comparative Key Indicators

No	Average Family Consumption of Energy	Gaza st Westba Westbank & Gaza st Israeli occupati			
		(100) (99) (98)	(101) (4)	(101) (100) (99) (98) (43)	(110) (104) (103) (10)
1	Percentage of the population connected to the public electricity network	%99.8	%99.80	%99.80	%100
2	Electricity (kWh)	802	328	306	21,909.73
3	LPG (kg)	14	26	22	33.3
4	kerosene (liter)	12	28	21	335.19
5	petrol (l)	42	115	95	458
6	Solar (liters)	69	160	149	363
7	Households that have a solar water heater	%43.8	%63.1	%56.5	%90

– Available Quantities of oil during the year 2021 ⁽⁷⁴⁾ (105)

Item / Liter	Quantities Received	Total Need	Shortage	Covering
petrol	35,212,076	78,445,113	-43,233,037	%44.89
solar	140,321,755	156,890,226	-16,568,471	%89.44
kerosene	114,000	1,307,419	-1,193,419	%8.72
gas / ton	91,908	91,250	658	%100.72
Industrial diesel	145,761,305	199,371,744	-53,610,439	%73.110

– Local Indicators for the Gaza Strip

Item	value
Electricity Requirement (MWh) ⁽⁴³⁾	650-450
Average Available Electrical Energy (MWh) ⁽⁴³⁾	203-150
Electric Power Deficit (MWh) (43)	500-300
Electricity Deficit Percentage (MWh) ⁽⁴³⁾	%68.76-%66.66
Average Monthly Fuel Requirement for Gaza Power Plant (Million Liters) ⁽⁴³⁾	18
Average total fuel imported per month for the power station (million liters) ⁽⁴³⁾	11.89
Average monthly fuel deficit for the power station (million liters) ⁽⁴³⁾	6.11
Annual gas need (tons) ⁽¹¹¹⁾	91,908
Total annual imported gas (tons) ⁽⁷³⁾	78,070

Palestinian Electricity Sector Regulatory Council	88% of Palestinian families in the Gaza Strip suffer from daily power outages.
Research Division of the Climate Change and National Security Program in Israel	The lack of electricity and water quality in the Gaza Strip and the failure to address the sewage problem in light of the large increase in population numbers will accelerate the passage of bacteria and diseases among the Palestinians.

⇒ The most important achievements of the associations and some donor institutions in the field of energy 2021

project	number	project	number	project	number
Secure Lighting	10	Solar energy projects	33	Providing electric generators and fuel tanks	11
Rehabilitation of the electricity grid	4	Provision of fuel for the electric generators	26	Environmental awareness about alternative energy	1

⇒ The Most Important Areas of intervention required in the field of energy.

Development of the gas field on the Gaza coast	Rehabilitation and development of the power station	Rehabilitation of the electricity network
Gas line to operate the generating station	Connection with the occupation at 161 kV. F	Linking the Eight with the Egyptian side of 220 kV
Production of alternative energy sources	alternative energy projects	Advocacy and advocacy to solve the electricity crisis
Providing energy for farmers and small business owners	Providing home subscriptions for people with limited income	Building fuel tanks for power stations
Rehabilitation of the western substation and restarting it on the 220 kV system	Providing electricity generators	Secure lighting
Solar energy for hospitals and vital facilities	Completing the remote control and monitoring system for the distribution network	Rehabilitation of the existing distribution network

Waste

United Nations Conference on the Environment in 1979	Article (1): A person has a basic right to decent living conditions, within a good-quality environment that allows him to live a decent and luxurious life. Humans have a sacred responsibility to protect and improve the environment for the benefit of present and future generations.
Global Sustainable Development Goals	Target (3.6): Eliminate and minimize the dumping of hazardous waste and chemicals, halve the proportion of untreated sewage, and significantly increase recycling and safe reuse globally.
National goal	Objective (4.8): A less polluted Palestinian environment, cultural heritage and natural environment that are preserved and managed in a more sustainable manner.

Reality of waste

–Comparative Key Indicators

Item	Gaza Strip ⁽⁴⁴⁾	(112) (96)(94)(89) Israeli occupation
Disposal of wastewater in valleys and agricultural land (Cup/Day)	+30,000	<1,757,888.12
Disposal of wastewater in sea (Cup)	+100,000	
Wastewater disposal along the coast in North, Central and South Gaza (COP)	+100,000	
Random Disposal of Industrial and Municipal Waste (ton/day)	+ 400	<14,794.52
Chronic oil spill	No monitoring of security conditions	
Oil spill incidents	No monitoring of security conditions	
Intensive use of Pesticides and Chemical Fertilizers (Kg/Dunum/Year)	very high	ton ° 7.5-6
Percentage of wastewater that has been treated	%40	93%

Joint Service Council for Waste Management The Gaza Strip produces 1,800 tons of solid waste per day.

■ Important local indicators

– Method of dealing with solid waste immediately after collection and treatment⁽⁴⁴⁾

no	Item	no	percentage
1	Random disposal by local authorities	400 tons/day	%19.51
2	Random disposal by individuals	50 tons/day	%2.44
3	Landfilling in approved sanitary landfills	1,600 tons/day	%78.05

– Solid waste collection point for households⁽⁴⁴⁾

no	Item	percentage
1	Local authority (including solid waste councils)	%85
2	There is no waste collection service	%5
3	UNRWA	%10

⇒ The most important achievements of the associations and some donor institutions in the field of waste in 2021

Project	number	Project	number	Project	number
Waste treatment plants	4	Provision and maintenance of garbage containers	4	Environmental rehabilitation of polluted areas	15
Providing cleaning services	23	Provision of machinery and equipment for solid waste	9	Waste recycling	2

⇒ The Most important areas of intervention required in the field of waste disposal.

Improving Liquid, Solid and Hazardous Waste Systems	Solid Waste Recycling	Wastewater Treatment Plants
Reducing Population Exposure to Insects	Waste Containers and Bins	Biological Control of Pests
Production of Methane Gas from Solid Waste	Rehabilitation of Gaza Valley	Awareness and Environmental Education

References

1. Ministry of Interior - General Administration of Civil Status. The Civil Register of Population 2023 AD. Gaza. 2023 AD.
2. The Palestinian Central Bureau of Statistics. Palestine Statistical Yearbook, December 2022. Ramallah 2022 AD <https://www.pcbs.gov.ps>.
3. The Palestinian Central Bureau of Statistics. The Palestinians at the end of 2022, December 2022 AD. Ramallah. 2022 AD. <https://www.pcbs.gov.ps>.
4. The Israeli Central Bureau of Statistics. The Israeli summary 2022. Tel Aviv 2022 AD <https://www.cbs.gov.il>.
5. The Israeli Central Bureau of Statistics. The population of Israel at the beginning of the year. Tel Aviv. 2022 AD. <https://www.cbs.gov.il>.
6. The World Bank. World Bank database, 2017 AD, 2018 AD, 2019 AD, 2020 AD, 2021 AD, and 2022 AD. <https://data.albankaldawli.org/indicator>.
7. Statista. Israel 2022 AD. <https://www.statista.com>
8. The Palestinian Central Bureau of Statistics. Jerusalem Statistical Yearbook 2022 July 2022 AD. Ramallah. 2022 AD. <https://www.pcbs.gov.ps>
9. The Jerusalem Institute for Policy Research. Jerusalem Statistical Yearbook 2019. Jerusalem 2019 AD. <https://jerusalemstitute.org.il>
10. The Palestinian Central Bureau of Statistics. Press release on the occasion of the International Day of Persons with Disabilities. 2022 AD. Ramallah. 2022 AD. <https://www.pcbs.gov.ps>
11. The Palestinian Ministry of Education. The annual statistical book for education in the governorates of Gaza for the academic year 2022/2023 AD. Gaza. 2023 AD <https://www.mohe.ps>
12. The Palestinian Ministry of Education. Statistical Yearbook for the year 2022/2023 AD, Gaza. 2023 AD. <https://www.mohe.ps>
13. The Palestinian Ministry of Education. Ministry of Education data form, 2023. Gaza. 2023 AD. <https://www.mohe.ps>
14. Central Statistics Department. The annual statistical summary of Israel 2022 AD. Tel Aviv 2022 AD <https://www.cbs.gov.il>.
15. Mako website. Israel. <https://www.mako.co.il>
16. Central Statistics Department. Data collection on the occasion of Universal Children's Day 2020. Tel Aviv 2020.
17. The Knesset Research and Information Center. Data on the average number of students per class in the education system. Israel 2020 AD. <https://fs.knesset.gov.il>
18. Central Statistics Department. Education in Israel. Tel Aviv 2020 AD. <https://www.cbs.gov.il>
19. Wikipedia. <https://he.wikipedia.org>

20. The Palestinian Ministry of Health. The annual report of the Palestinian Ministry of Health 2022. Gaza. 2023 AD. <https://www.moh.gov.ps>
21. The Palestinian Ministry of Health. Annual Health Report Palestine 2022 AD, July 2023 AD. Ramallah. 2023 AD. <https://www.site.moh.ps>
22. The Palestinian Ministry of Health. Palestinian Ministry of Health application form 2023 AD. Gaza. 2023 AD. <https://www.moh.gov.ps>.
23. Ministry of Justice. Commission for Equal Rights for Persons with Disabilities. Tel Aviv 2020 AD <https://www.gov.il>
24. Your electronic voice has been raised. <https://www.irfaasawtak.com>
25. World Health Organization. disability. <http://www.emro.who.int>
26. United Nations Development Program. Human development indices and indicators report, statistical update for the year 2022 AD. <https://hdr.undp.org>.
27. The Palestinian Ministry of Health. The May monthly report on the status of medicines and medical supplies in the Palestinian Ministry of Health. Gaza 2023 AD <http://www.moh.gov.ps>
28. The Ministry of Prisoners. Ministry of Prisoners form. Gaza 2023 AD
29. Ministry of Social Development. International Day of Persons with Disabilities. December 2023 AD Gaza 2023 AD. <http://www.mosa.gov.ps>
30. Ministry of Justice. Israel. Persons with disabilities in Israel, selected statistics 2023. Israel 2023 AD <https://www.gov.il>
31. Ministry of Labor. Ministry of Labor form. Gaza 2023 AD
32. The Palestinian Central Bureau of Statistics. Preliminary results of the violence survey in the Palestinian society. November 2019 AD. Ramallah 2019 AD. <https://www.pcbs.gov.ps>
33. The Palestinian Central Bureau of Statistics. Women and men in Palestine issues and statistics. October 2022 AD. Ramallah 2023 AD. <https://www.pcbs.gov.ps>
34. Ministry of Social Development. Ministry of Social Development form. Gaza 2023 AD
35. The Euro-Mediterranean Observatory for Human Rights. A generation under siege report. January 2023 AD. Gaza 2023 AD
36. The Palestinian Central Bureau of Statistics. World Population Day. July 2023 AD. Ramallah 2023 AD. <https://www.pcbs.gov.ps>
37. Giving Organization. Alternative Poverty Report No. 18. Israel 2022. <https://www.latet.org.il>
38. United Nations ESCWA. Arab report on multidimensional poverty. <https://www.unicef.org>
39. The Palestinian Central Bureau of Statistics. Social and Economic Conditions Monitoring Survey 2018. April 2019 AD. Ramallah 2019 AD. <https://www.pcbs.gov.ps>
40. Ministry of Public Works and Housing. Ministry of Public Works and Housing form. Gaza 2023 AD
41. Central Statistics Department. Israel apartments and buildings 2022 AD. <https://www.cbs.gov.il>
42. Central Statistics Department. Families, economic advantages, and housing density, 2017. Israel 2019 AD. <https://www.cbs.gov.il>

43. The Palestinian Central Bureau of Statistics. Household Energy Survey. July 2015. Ramallah 2015.
<https://www.pcbs.gov.ps>
44. Ministry of Water Authority and Environment Quality. Water and Environmental Quality Authority form 2023. Gaza 2023 AD
45. World Health Organization. Water Quality and Access in the Palestinian Territories.
<http://www.emro.who.int>
46. Wafa News Agency website. The conditions of the Palestinian people through statistical figures and facts 2017. Water and sanitation in Palestine. <https://info.wafa.ps>
47. Central Statistics Department. Housing policy from around the world. Israel 2020 AD. <https://www.tel-aviv.gov.il>
48. The Palestinian Central Bureau of Statistics. Palestinian Culture Day. Ramallah 2023 AD.
<https://www.pcbs.gov.ps>
49. The Palestinian Central Bureau of Statistics. Press release on the occasion of International Literacy Day. 2019 AD. Ramallah
50. Wafa News Agency. Palestinian daily newspapers. <https://info.wafa.ps>
51. The Ministry of Communications and Information Technology. Local and international broadcasts. Gaza 2022 AD. <https://www.mtit.gov.ps>
52. Wafa News Agency. Licensed radio stations.. <https://info.wafa.ps>
53. The Israeli Center for Information and Cultural Studies. Theaters in Israel for the year 2018. 2020.
<http://www.edusystems.co.il/mainsite.asp>
54. Wikipedia, the free encyclopedia, <https://ar.wikipedia.org>
55. Ministry of Endowments and Religious Affairs. Ministry of Endowments and Religious Affairs form 2023 AD.
56. House of the Noble Qur'an and Sunnah. Data form for the House of the Noble Qur'an and Sunnah, 2023 AD. Gaza. 2023 AD.
57. The Islamic Christian Authority for the Support of Jerusalem and the Holy Sites. The percentage of Christians in Palestine, 2018. <https://www.elquds.org>
58. Safa News Agency. Numbers of Palestinian Christians. October 2019 AD. <https://safa.ps>
59. Maarif Online website. The Muslim population in Israel 2020 AD. <https://www.maariv.co.il>
60. Central Statistics Department. Israel 2020 AD. Christian population in Israel on Christmas Eve. Tel Aviv 2020 AD. <https://www.cbs.gov.il>
61. Anatolia Agency. They were mosques, so Israel turned them into temples in 2020 AD. 2020 AD
<https://cutt.us/LOHz7>.
62. Ministry of Youth and Sports. Ministry of Youth and Sports form. Gaza 2023 AD.

- 63 .The Palestinian Central Bureau of Statistics. Palestinian Labor Force Survey 2022. April 2023 AD. <https://www.pcbs.gov.ps>.
- 64 .National Child Safety Council. Statistical Yearbook for Children in Israel 2019. Israel 2019. <https://www.children.org.il>
- 65 .The Arab Council for Childhood and Development. Child labor in the Arab countries 2019. <http://www.fao.org>
- 66 .United Nations. Report on the phenomenon of child labor. June 2021 AD. <https://news.un.org>
- 67 .Jerusalem Institute for Policy Research. Volunteering in Israel. Israel 2020 AD. <https://jerusalemstitute.org.il>
- 68 .Globes website - Israel. 2019 AD. <https://www.globes.co.il>
- 69 .Al-Mark website - Israel, 2016. <https://www.themarker.com>
- 70 .Dabar Israeli newspaper - Israel. 2015. / <https://www.davar1.co.il>
- 71 .Al Arabiya news website. Dangerous numbers in some Arab countries, child labor worsens in 2022 AD <https://www.alaraby.com>
- 72 .The Palestinian Center for Human Rights. Annual Report 2023 AD. Gaza 2023 AD. <https://www.pchrgaza.org>
- 73 .The United Nations Office for the Coordination of Humanitarian Affairs in the Occupied Palestinian Territories "OCHA". Report on the status of operation of the Gaza crossings. 2023 AD. <https://www.ochaopt.org>
- 74 .Ministry of Economy. Annual Statistical Report. The year 2022 AD. Gaza 2023 AD. <https://www.mne.gov.ps>
- 75 .Arab Monetary Fund. Arab Economic Outlook 2023 Report. <https://www.amf.org.ae/ar>
- 76 .International Monetary Fund. The World Economic Outlook 2023 report. <https://www.imf.org/external/arabic/index.htm>
- 77 .The Palestinian Central Bureau of Statistics. Statistics of foreign trade of goods and services, October 2022. Ramallah. 2022 AD. <https://www.pcbs.gov.ps>
- 78 .The Palestinian Central Bureau of Statistics. Performance of the Palestinian Economy, May 2022. Ramallah. 2023 AD <https://www.pcbs.gov.ps>
- 79 .Ministry of National Economy. The humanitarian and economic crisis in the Gaza Strip. Gaza. 2016 AD. <https://www.mne.ps>.
- 80 .The Palestinian Central Bureau of Statistics. Industrial Survey 2019. Ramallah. 2020 AD. <https://www.pcbs.gov.ps>
- 81 .Ministry of National Economy. The ration report for the Gaza Strip, 2017. Gaza. 2017. <https://www.pcbs.gov.ps>
- 82 .Ministry of Agriculture. Ministry of Agriculture form. Gaza 2023 AD

- 83 .Palestinian Central Bureau of Statistics. Agricultural Statistical Atlas for Palestine 2021. December 2022 AD Ramallah <https://www.pcbs.gov.ps>
- 84 .The Palestinian Central Bureau of Statistics. The agricultural census of the Palestinian territories 2021, Ramallah, 2023. <https://www.pcbs.gov.ps>
- 85 .Israel Ministry of Agriculture and Rural Development - Data. 2019 AD. <https://www.moag.gov.il/>
- 86 .Central Statistics Department. The Israeli summary 2019 AD. Tel Aviv 2019 AD. <https://www.cbs.gov.il>.
- 87 .The Palestinian Central Bureau of Statistics. Household Survey of Information and Communication Technology, 2020. Ramallah. 2020 <https://www.pcbs.gov.ps>
- 88 .The Palestinian Central Bureau of Statistics. Palestine Statistical Yearbook, December 2017. Ramallah. 2017 AD. . <https://www.pcbs.gov.ps>
- 89 .ActionAid Foundation. Fact Sheet: The problem of water pollution in the Gaza Strip and its effects on the population. Gaza 2020 AD. <https://www.masarat.ps>
- 90 .Al Mezan Center for Human Rights. Working Paper: The Disaster of Sea Water Pollution in the Gaza Strip (Reality and Solutions). Gaza 2018 AD. <http://www.mezan.org>
- 91 .The Knesset, Research and Information Center. Water economy in Israel. Main Issues 2018. 2019 AD <https://main.knesset.gov.il>
- 92 .The National Insurance Institute - website. 2018 AD. <https://www.btl.gov.il>
- 93 .Israel Central Bureau of Statistics. Statistical summary for the year 2015. Israel. 2015 AD. <https://www.cbs.gov.il>
- 94 .Israel Central Bureau of Statistics. Booklet No. 167 2019 AD. Israel. 2019 AD. <https://www.cbs.gov.il>
- 95 .The Palestinian Central Bureau of Statistics. Percentage of the population that receives electricity service by year and region. Ramallah 2021. <https://www.pcbs.gov.ps>.
- 96 .The Palestinian Central Bureau of Statistics. Average household energy consumption. January 2015 A.D. Ramallah 2015 AD. <https://www.pcbs.gov.ps>.
- 97 .Ministry of Energy Authority. Energy Authority form. Gaza 2020 AD.
- 98 .The Palestinian Central Bureau of Statistics. Palestine Statistical Yearbook, December 2018. Ramallah. 2018. <https://www.pcbs.gov.ps>.
- 99 .Palestinian Central Bureau of Statistics, General Administration of Geographical Statistics, Department of Natural Resources Statistics. Renewable energy in Palestine 2015. 2015 AD. <https://www.pcbs.gov.ps>
- 100 .The Knesset. Description and analysis of the change in the prices of gasoline and its components in Israel and European countries. Tel Aviv 2019 AD <https://main.knesset.gov.il>
- 101 .The Israeli Ministry of Energy, liquefied oil gas 2018. 2019. <https://www.isragas-ofek.co.il/ar/news/8>
- 102 .Petroleum Company Owners Association - Gaza. website. Gaza. 2019 AD. <https://www.ppga.ps>.

- 103 .UN ESCWA. Note on poverty and conflict in Arab States. Feb. 2020. <https://www.un.org>
- 104 .UNITED NATIONS DEVELOPMENT PROGRAMME. The 2020 Global Multidimensional Poverty Index. <https://publications.unescwa.org>
- 105 .ITU. Measuring digital development: facts and figures. 2019. <https://www.itu.int/en/Pages/default.aspx>
- 106 .Water authority. Reduction of water loss in municipal water supply systems. State of Israel. 2015 .
- 107 .U.S.A. Energy Information Administration. Data. 2017. <https://cutt.us/4Uy|O>
- 108 .Environmental Quality Authority. The Environmental Status of the Gaza Strip, 2016
- 109 .The Ministry of Environment in Israel-Website.2020. <https://www.gov.il/he>
- 110 .Pew Research Center. website2020. <https://www.pewresearch.org>
- 111 .United Nations Population Estimates & Projections. World population prospects 2022. <https://population.un.org/wpp/>
- 112 .United Nations Population Estimates & Projections. Median Age of Population 2022. <https://population.un.org/wpp/>
- 113 .World Meter-Website.2020. <https://www.worldometers.info/>
- 114 .World Health Organization. State of the world's nursing 2020. <https://www.emro.who.int>
- 115 .Elaph website. <https://elaph.com/coronavirus-statistics.html>.

References of sustainable goals and national targets


- Palestinian Ministry of Planning and Administrative Development. The National Development Plan 2014-2016: State building and the embodiment of sovereignty. Ramallah: 2014. <https://www.palestineconomy.ps>.
- United Nations. Global Sustainable Development Goals Report 2030. 2019. <https://www.un.org/sustainabledevelopment>
- References for required interventions:
- United Nations Relief and Works Agency for Palestine Refugees, Occupied Palestinian Territory Emergency Appeal 2017. Amman: 2016. <https://www.unrwa.org>
- The United Nations Country Team in the Occupied Palestinian Territories. Gaza in 2020 will it be a suitable place to live? <https://www.unsco.org>
- Palestinian Ministry of Planning and Administrative Development. National Development Plan 2017-2022 National Policy Agenda "Citizen First". Ramallah: 2016. <https://www.palestineconomy.ps>.
- Gazze Destik Association. Humanitarian Intervention Plan for the Gaza Strip 2019. Istanbul: 2019. <https://www.gazzedestek.org>
- Office for the Coordination of Humanitarian Affairs - United Nations OCHA. 2017 Humanitarian Response Plan. Jerusalem: 2017. <https://www.ochaopt.org>.
- United Nations. Global Sustainable Development Goals Report 2030. 2019 <https://www.un.org/sustainabledevelopment>

- The sectoral needs mentioned in the reports of the competent ministries mentioned in the above references.
- Palestinian Ministry of Planning and Administrative Development. The National Development Plan 2014-2016: State building and the embodiment of sovereignty. Ramallah: 2014. <https://www.palestineconomy.ps>.
- Palestinian Ministry of Planning and Administrative Development. United Nations Development Assistance Framework 2018-2022. Ramallah: 2017. <https://www.palestineconomy.ps>
- Palestinian Water Authority. The Water Authority Strategic Plan 2016-2018. Ramallah: 2016. <http://www.pwa.ps/>.
- Information symbols


2011-2010 ∨ 2012 ^ 2013 · 2014 · 2015 ° 2016 ' 2017 2018^c 2019 †2020



G.D.D.
Gazze Destek Organization

 www.gazzedestek.org  0090212 6217973

 info@gazzedestek.org  00905522444320

 Akşemsettin Mah. Akdeniz Cad. Hakperest sk.
No:16 Daire:18 / Fatih - İSTANBUL

