



# ANNUAL REPORT

## The Humanitarian Situation of Gaza Strip

Reality ... Achievements ... Needs

Publication Date : 2020

# Historical map of Palestine and special details of Gaza Strip



©Septemeper 2020 - 1442

## The Report on the Humanitarian Situation in Gaza Strip 2019 Reality ... Achievements ... Needs

**Gazze Destek Association GDD**

**Gazze Destek Association GDD**

Address:	Akşemsettin Mah. Akdeniz Cad. Hakperest sk. No:16 Daire:18 / Fatih - İSTANBUL
Tel/fax:	0090212 6217973
Mobile:	00905522444320
Web site:	<a href="http://www.gazedestek.org">www.gazedestek.org</a>
E-Mail:	<a href="mailto:Info@gazedestek.org">Info@gazedestek.org</a>
Facebook:	<a href="http://www.facebook.com/gazedestek.org">www.facebook.com/gazedestek.org</a>

## list of Contents

<b>Content</b>	<b>Page No.</b>
<b>Map of Palestine</b>	2
<b>About GDD</b>	5
<b>Introduction</b>	6
<b>Summary of the Humanitarian Crisis</b>	7
<b>Fields of the Humanitarian Situation</b>	8
<b>The Social Sector</b>	9
Demography	10
Education	11
Health	14
Family	17
Poverty	19
Housing and infrastructure	21
Culture and Religious Affairs	24
Sport	26
<b>The Economic Sector</b>	27
Employment and Unemployment	28
Crossing	30
Commodity and Service Production	32
Agriculture	35
Technology	37
<b>The Environmental Sector</b>	39
Water	40
Energy	42
Waste	44
<b>References</b>	46

## About Gazze Destek Association GDD

### Origin and Development:

Based on the recommendations of the International Forum in support of Gaza following the Israeli aggression on the Gaza Strip in the summer of 2014, and as a result of the continued suffering of the two million Palestinians living under siege since 2006, a group of experts and humanitarian workers were engaged in Turkey to establish the Gazze Destek Association (GDD) in Istanbul under license number 34-209-183 to support and coordinate all efforts and actively contribute in meeting humanitarian and development needs of the Gaza Strip. During its work period, it held numerous international conferences and partnerships with donor institutions and served hundreds of thousands of beneficiaries.

### Our Vision:

Gazze Destek Association GDD is a leading humanitarian organization seeking to improve the quality of human life in the Gaza Strip..

### Our Message:

Gazze Destek Association GDD is a Turkish association that aims to contribute effectively to meet the humanitarian and development needs of the Palestinian community in the Gaza Strip based on scientific basis through humanitarian participatory intervention that based on global sustainable development goals, standards of integrity and transparency, principles of humanitarian action, and relevant local and international laws.

### Our Values:

- **Empowering:** Empower human by promoting his self-reliance to manage his life affairs.
- **Justice:** Adoption of fair standards in human assistance, regardless of color, race, belief or affiliation.
- **Partnership:** Joint work promotes coordination and integration between the parties and maximizes the impact of resources on society.
- **Professionalism:** Adoption of professionalism and creativity as the basis for all our work, in order to maximize the impact of our services on the community.

### Our Goals:

- Contribute to achieving global sustainable development goals.
- Actively contributing to providing the humanitarian and development needs of the Gaza Strip.
- Contribute to the coordination and integration of humanitarian and development efforts in the Gaza Strip.
- Participatory development of the performance of humanitarian institutions in the Gaza Strip, in order to maximize the impact of funding.

### Areas of work:

- Social sustainability: decent housing, decent work, health care, quality education, protection services, food security
- Humanitarian Response: Humanitarian Partnership, Preventive Partnership, Institutional Development

- Environmental Sustainability: Clean Energy, Fresh Water.

## Introduction

For 14 years, the residents of the Gaza Strip have been languishing under severe blockade imposed by the Israeli occupation authorities, amid restrictions on the freedom of movement of people and goods in the Strip, while they continued to tighten their restrictions during the year 2019 on all the surrounding crossings.

This has resulted in the emergence of serious indicators of the humanitarian situation of the population of the sector, and their economic and social situation has been undermined by the serious and long-term effects of the policies of blockade and restrictions on the movement of individuals and goods. In this difficult situation, an annual report on the humanitarian situation in the Gaza Strip was needed to describe the tragic realities in various sectors and areas, and the level of what was being achieved despite that blockade, and to propose the areas of intervention required to guide donor institutions and all those who wanted to contribute to alleviating suffering Palestinian people in Gaza Strip.

The report's preparatory team has made a great effort, adopting an accurate and scientific methodology for the development of this report based on the following:

- To develop the classification of the sectors and fields of the humanitarian situation by revising the proposed models of the global sustainable development goals and adapting them to the conditions of Gaza Strip, where emphasis has been placed on areas of work rather than category of classification (youth, Women, children, persons with disabilities...), because it's included in these areas.
- To mention only the facts and figures that have reliable or official sources until the end of 2019 without commenting on them in this version of the report and leaving its analysis and reading to each institution according to its methodology in the analysis.
- To limit the humanitarian interventions of civil society organizations and some donors in Gaza Strip for the year 2019 by what these associations have published on their websites or published in daily newspapers.
- identify priorities for humanitarian intervention through the revision of international humanitarian laws, global sustainable development goals, national development plans and humanitarian intervention plans for international and foreign organizations.

Through this report, we seek to establish a solid foundation on which the expertise of humanitarian organizations can be built upon and gradually developed within the framework of knowledge management and documentation, as we expect everyone with expertise in this field to make a valuable contribution to this report through the E-mail mentioned at the beginning of the report, that represents a necessary and urgent step on our way towards the advancement of humanitarian action together.

We also look to all relevant institutions, in their respective fields of competence, to take advantage of this report in implement humanitarian interventions to alleviate the suffering of the Palestinian people in Gaza Strip and to contribute to the improvement of the sustainable livelihood of human beings on their own land, so that Gaza can be livable because it deserves to live.

## Summary of the Humanitarian Crisis in the Gaza Strip

The land, sea and air blockade of Gaza Strip continues in its fourteenth year, which has negatively impacted all aspects of the economic, social and environmental life in Gaza Strip, and 2.2 million Palestinians living in humanitarian conditions. The severe restrictions on the movement of people and goods continue to punish the population collectively, negatively affecting all aspects of life in Gaza, and threaten the achievement of human rights. The population of the Gaza Strip lives in 5 governorates with the highest population density in the world 6037.35 inhabitants / km<sup>2</sup>, of which the refugees constitute 64% in 8 refugee camps, and the humanitarian crisis worsened during the year 2019 as a result of the continuation of the siege and the failure to end the effects of the previous devastating Israeli attacks, causing more than 4,700 martyrs, and nearly 260,753 destroyed and damaged houses, which account for 77.90% of the total housing units. The Gazans remained clinging to hope despite the pain and injustice, so they were summoned to go out in peaceful marches to demand their right to end the siege and the return of the Palestinian refugees who were forcibly displaced from their homes in 1948. But they were oppressed by the Israeli occupation forces and that leave 316 martyrs and 35,703 were wounded, and this human misery was reflected in all aspects of life causing severe damage, and left behind many tragedies, the most important of which are mentioned as follows:

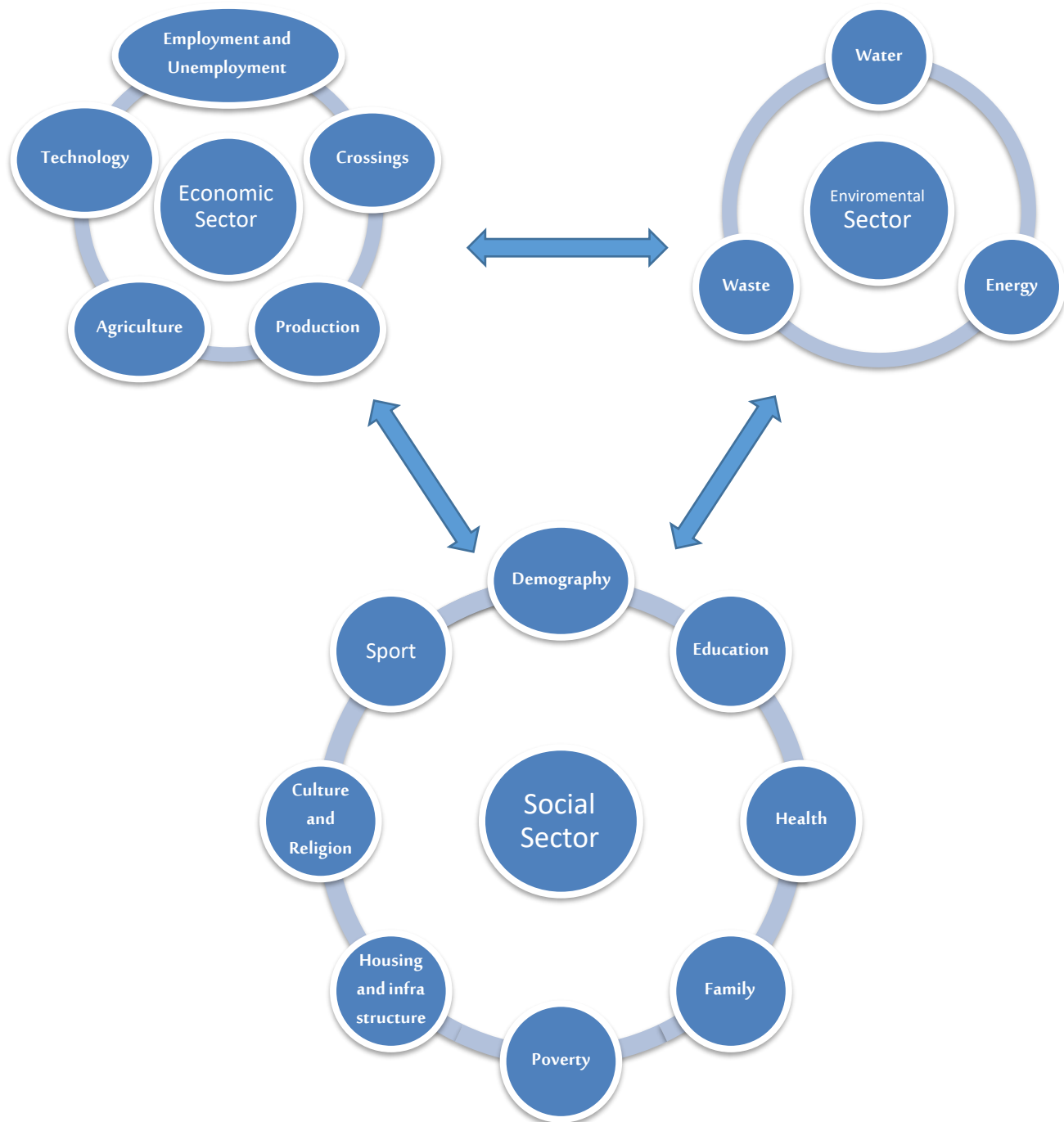
- Demography: Population 2.20 million, living in 5 governorates, of which 64% are refugees divided into 8 refugee camps.
- Education: 432 schools operate two shifts, the average rate of students per primary section 39.4 students and 38.7 students per secondary section, 305,784 poor school students, 43,179 poor university students, although the rate of illiteracy in the Strip is the lowest in the Arab World 2.4%.
- Health: The number of medical referrals abroad 31,225, shortages in medicines 47.8%, the medical consumables 26.1%, laboratory material shortage 62.1%, broken devices 300, patients with cancer during 2014-2019 8,326, and there are 156,767 chronic patients, and 157,844 infected With infectious disease, number of delayed operations is 8000 cases.
- Family: 20,000 orphans, 405,148 unmarried, 57,240 with disabilities, 26,770 widows.
- Poverty: 53% (1,167,960 people) below the poverty line, 33% (744,850 people) extreme poverty, 86.1% household dependence on aid, 70% severely or moderately food insecure, per capita income consumption 110.10%.
- Housing: 2,478 still completely destroyed, 74,400 partially demolished, 2,500 homeless households, 25,000 improper houses need to rebuild and 60,000 improper houses need to rehabilitation.
- Culture and religion: 16 mosques still destroyed, 55 mosques in need of repair and restoration, as well as the need for building 30 new mosques.
- Employment: 45.1% general unemployment, 67.4% unemployment among young people, Gaza government employees received only 40% of their salaries and Ramallah government employees in Gaza receives 50% of their salaries.
- Crossings: air and sea embargoes, 3 completely closed crossings, 3 partially open just to the basics of life.
- Production: 50% loss of GDP since the blockade, the ratio of exports to imports, 2.2%, and the number of those whose entry from the occupation under the double-use justification reached 62 items.
- Agriculture: 7,300 dunums were cut off because of the occupation's measures to impose the surrounding area and bypass roads, and 95% of fishermen are below the poverty line.
- Water: 97 % is the ratio of the polluted water, 50-200 mg/L nitrate in groundwater reservoir, water deficit rate in the underground reservoir is 67.2%, water pollution off the shores of the sea is more than 75%.
- Power: Power outages rate 12.1 hours per day, power deficit exceeds 70%.
- Environmental waste: 40% of wastewater is treated, and daily 100 million liters of wastewater is disposed of at sea.

In the light of the continuing worsening humanitarian situation and the dire circumstances in which people in the strip live, the association is urged to take a step toward highlighting this situation and to call on all relevant parties to assume their responsibilities toward ending this crisis. It also calls upon all humanitarian and donors to convene a comprehensive international conference to discuss ways of ending or alleviating the crisis and meeting urgent and emergency humanitarian needs in the direction of enabling the Palestinian people being to live in dignity.

## Sectors and Areas of the Humanitarian Situation

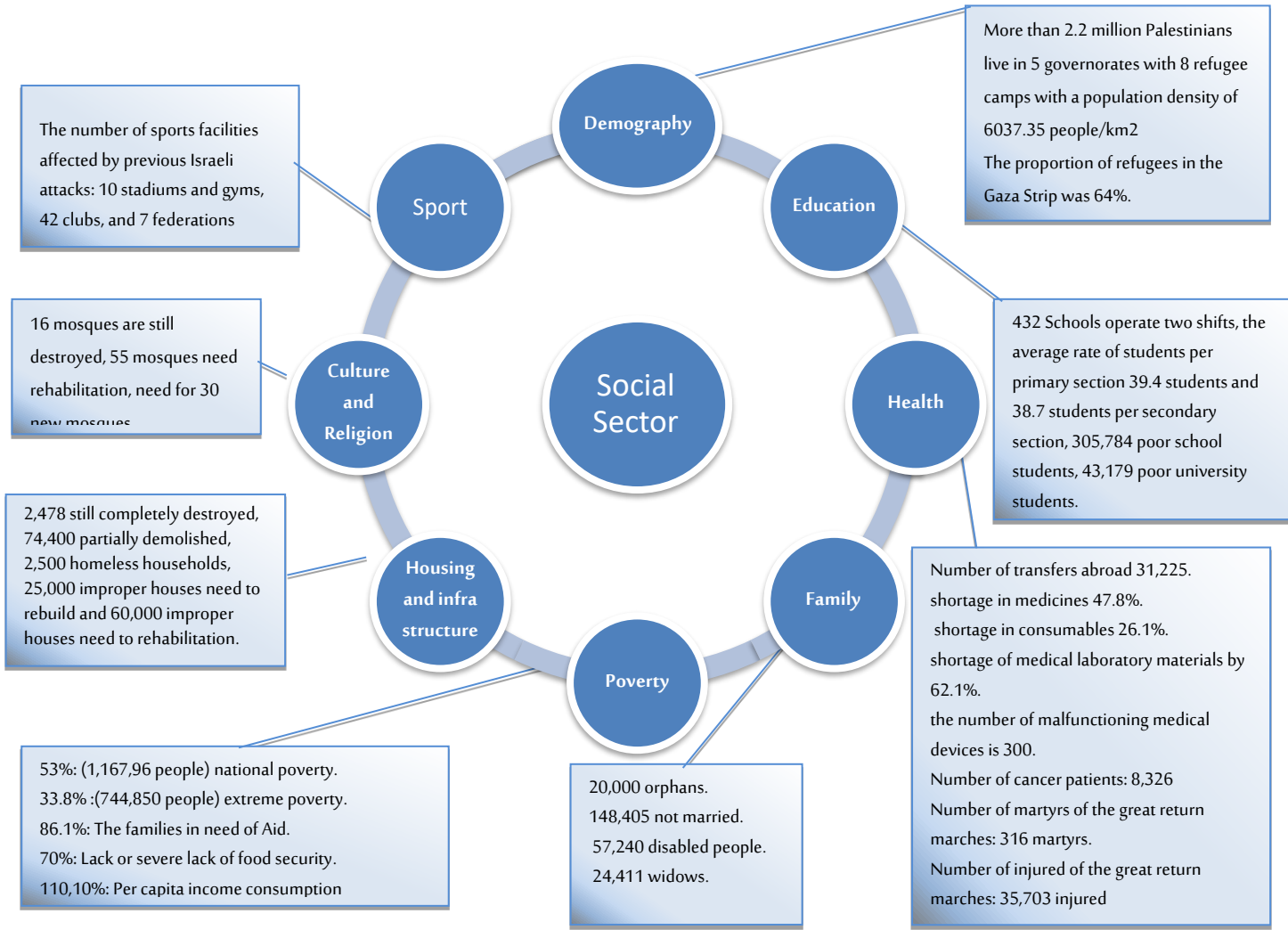
The sectors and fields of this report have been prepared in line with the proposed models for achieving the global sustainable development goals and in accordance with the environment, specificity and human suffering of the Gaza Strip .

The model of this report consists of three main sectors: social, economic and environmental, of which 16 fields are branched out as described in the figure below:





# Social Sector



"The situation in Gaza must be dealt with immediately, with one million Palestinians living in growing poverty, high unemployment rates and a total lack of prospects for their future, under the imposition by Israel of restrictions on the movement of individuals and goods to and from the Gaza Strip"

UN Secretary General Antonio Guterres 2019

## ➤ Demography

### – Comparative key indicators

No	Item-Region	Gaza Strip (3)(2)(1)	West Bank (3)(2)	West Bank & Gaza (3)(2)	48 Lands (3)(2)	Palestinian Diaspora (3)(2)	Palestine (3)(2)	Israeli Occupation (4)(86)(99) (101)	Arab World (98)(99) (5)(101)	World (98)(99) (5) (101)(111)
1	Population	2,203,699	3,020,000	5,223,699	1,597,000	6,713,000	13,533,699	9,152,100	428.17 M	7.71 Billion
2	Percentage of Population	16.28%	22.31%	38.6%	11.80%	49.60%	100%			
3	Area km <sup>2</sup>	365	5,660	6,025			27,000	22,072	11.27 M	132.03 <sup>c</sup> M
4	Population Density	6037.53	533.57	867	72.35		501	415	37.98	58.42
5	Growth Rate	3.16%	2.23%	2.5	1.8	2.2	2.5%	1.9%	1.91	1.08
6	Average of Family	5.7	4.6	5	4.49	4	5	4.5	4.9	6.2
7	Refugee Camps	8	19	27		31	27			
8	Refugees Percentage	64%	26%	41%			41%		1.41%	0.08%
9	Median Age	19.2	21.7	20.7	22		20.7	30.5	36.8-19	30.9

Chief Editor of the Economic Journal  
Muhammad Abu Jeyab, 2019

"The danger in the Gaza Strip is that services are falling back The increase in birth rates means that we are facing a reverse equation and therefore we Facing dangerous future human economic service battle"

### – Statistics of Gaza Strip Governorates <sup>(1)</sup>

No	Item – Governorate	North Gaza	Gaza	The Middle	Khan Younes	Rafah	Gaza Strip
1	Population	360,076	829,182	309,391	429,608	275,442	2,203,699
2	Percentage of Population	16.34%	37.62%	14.04%	19.5%	12.5%	100%
3	Area km <sup>2</sup>	61	74	58	108	64	365
4	Population Density	5,902.88	11,205.16	5,334.33	3,977.85	4303.78	6037.53
5	Male	8.34%	19.12%	7.07%	9.9%	6.29%	50.72%
6	Female	8%	18.51%	6.97%	9.59%	6.21%	49.28%
7	Refugees Camps No.	1	1	4	1	1	8

Gaza is one of the highest areas in the world in population density

### – Age Groups in Gaza Strip <sup>(1)</sup>

No	Age Group per Years	Males		Females		Total	
		Number	Rate	Number	Rate	Number	Rate
1	Infancy (0 to less than 2)	59,168	51.15%	56,517	48.85%	115,685	5.2%
2	Early Childhood (2 to less than 6)	122,228	51.21%	116,431	48.79%	238,659	10.89%
3	Middle childhood (6 to under 13)	207,736	51.22%	197,861	48.78%	405,597	18.40%
4	Early adolescence (13 to under 18)	122,422	51.19%	116,741	48.81%	239,163	10.85%
5	Youth (18 to less than 35)	332,772	50.72%	323,382	49.28%	656,154	29.78%
6	Middle Adulthood (35 to less than 60)	217,606	50.58%	212,644	49.42%	430,250	19.52%
7	Elderly (+ 60)	55,834	47.24%	62,357	52.76%	118,191	5.36%
8	Total	1,117,766	50.72%	1,085,933	49.28%	2,203,699	100%

## ➤ Education

International Covenant on Economic, Social and Cultural Rights	Article (13): The Parties to the present Covenant recognize the right of everyone to education. They agreed that education shall be directed to the full development of the human personality ... enabling all persons to participate effectively in a free society ...
Global Sustainable Development Goals	Goal (4): Ensure the quality of inclusive and equitable education promoting lifelong learning opportunities for all.
National Goal	Objective (2.7): An educational system, high education, vocational and technical education that ensures high quality education for all without discrimination, linked to the needs of the market and society and in line with the global scientific and cognitive development.

## ⇒ Education Reality

### – Comparative key indicators

No	Item-Region	Gaza Strip (11)(10)(2)(7)(6)	West Bank (11)(10)(7)(2)	West Bank & Gaza (11)(10)(7)(2)	Israeli Occupation (97)(87)(5)(4)	Arab World (11)(5)(9)	World (11)(5)
1	Literacy Rate for Ages 15 and Above	~%97	~%96.5	%96.7	*97.8%	<75%	<86.3%
2	Illiteracy Rate	%2.4	%3	%2.8	° 2.9 %	'%24.8	'%13.8
3	Illiteracy Rate for People with Disabilities	29%	35%	32%	<4.6		
4	Percentage of Students Per Population	29.03%	24.68%	26.41%	<%33.4		
5	School Drop-Out Rate	%0.54	<%0.99	%0.79	%1.7		
6	Repetition Rate in Schools	%0.66	<%0.94	%0.82	<0.77%	<5.75%	<3.14
7	Avg. Number of Students Per Primary Class	39.4	< 27.2	31.5	35.69		
8	Avg. Number of Students Per Secondary Class	38.7	< 23.3	28	36.3		
9	Avg. Number of Students Per Teacher	27.5	<19.4	22.3	11.15	21	23.44

### ■ The Main Domestic Indicators for The Gaza Strip

Ministry of Education - Gaza	64% of students in government schools are in 58% of the classroom population studying under high class density pressure.
------------------------------	--

### – Number of Students for The Academic Year 2019/2020 <sup>(6)</sup>

No	Item	Governmental	UNRWA	Domestic Sector	Private	Total
1	Number of Kindergarten Students	386	0	0	67,443	67,829
2	Number of Primary School Students	211,136	282,207	0	16,901	510,244
3	Number of Secondary School Students	66017	0	0	690	66,707
4	Preparatory Year	0	0	334	0	334
5	Number of Students of Vocational Institutions	334	0	0	336	670
6	Number of Students of intermediate Diploma	5,537	878	5,359	5,212	16,986
7	Number of Students of Educational Qualification	0	0	573	0	573
8	Number of Students of BA	15,774	0	35,917	8,853	60,544
9	Number of Students of MA	1278	0	2,052	33	3,363
	<b>Total</b>	<b>300,462</b>	<b>283,085</b>	<b>44,235</b>	<b>99,468</b>	<b>727,250</b>

School Students	576,951	University Students	81,470
Poor School Students-National Poverty	305,784	Poor University Students- National Poverty	43,179
Poor School Students- Extreme Poverty	195,009	Extreme Poor University Students- Extreme Poverty	27,537

The rate of collecting fees at major Palestinian universities in the Gaza Strip ranges from 40% to 60% only.

– Damages to educational institutions until the end of 2019 <sup>(6)</sup>

Type of damage	2009/2008 Aggression	2012 Aggression	2014 Aggression
Serious damage	15	3	5
Moderate damage	68	61	62
Light damage	90	80	120
Total	173	144	187

– Student enrolment rate <sup>(6)</sup>

No	Age	Male %	Female %	Average
1	11-6	87.43	87.53	87.48%
2	14-12	90	93	92%
3	17-15	71	84	78%
4	18+	55	70	62.5%

Those who are not enrolled in education may be travelers, fatalities or people with disabilities

– Number of graduate students by degree and gender (male/female) for <sup>(8)(6)</sup>

No	Item	Males		Females		Total	
		Number	Rate	Number	Rate	Number	Rate
1	Graduates of the Intermediate Diploma	1,501	50.4%	1,477	49.9%	2,978	17.77%
2	Bachelor's Degree	5,851	46.63%	6,696	53.4%	12,547	74.87%
3	High diploma post bachelor's Degree	8	57.1%	6	42.9%	14	0.08%
4	Graduates of Educational Qualification Certificate	333	63.2%	194	36.8%	527	3.14%
5	Graduate Studies	426	61.56%	266	38.44%	692	4.13%
	Total	8,119	48.45%	8,639	51.55%	16,758	100%

The number of university students who were unable to obtain their university degrees reached 7,200 students from major universities in the Gaza Strip

– Educational Institutions <sup>(6)</sup>

No.	Item	Governmental	UNRWA	Domestic Sector	Private	Total
1	Number of Kindergartens	1	0	0	695	696
2	Number of Primary School	268	276	0	51	595
3	Number of Secondary Schools	146	0	0	10	156
4	Number of Schools of Two shifts	242	190	0	0	432
5	Number of Schools of three shifts	0	0	0	0	0
6	Number of Classes	6,970	6,854	0	786	14,610
7	University Institutions	1	0	3	4	8
8	Middle and Polytechnic Colleges	6	2	2	8	18
9	Academy of Graduate Studies	0	0	0	1	1

### ⇒ The Most Important Achievements of the Associations and Some of the Donor Institutions in the Field of Education 2019

Project	No	Project	No	Project	No
Building and qualifying educational institutions	55	Providing computers and technical teaching aids	13	Uniforms, school bag, books and stationery projects	52
Student sponsorship and transportation projects	30	Equipping a school or educational center	62	Enhancing the quality of education	13
Scholarship and training	30				

### ⇒ The Most Important Areas of Intervention Required in The Field of Education

Construction and development of educational buildings	Developing the educational environment and providing technical teaching aids
Preparing buildings and educational centers	Updating and developing curricula that meet the needs of the labor market
Supplying educational buildings with solar energy	developing and stimulating vocational and technical education
Qualification and continuous training for teachers and support staff	
Improving the quality of education	Establishing and developing vocational and technical training centers
Inclusion of people with disabilities in the field of education	Providing sponsorship for needy students and external scholarships for postgraduate studies

## ➤ Health

<b>International Covenant on Economic, Social and Cultural Rights</b>	Article (12): The Parties to the present Covenant recognize the right of everyone to the enjoyment of the highest attainable standard of physical and mental health.
<b>Global Sustainable Development Goals</b>	Goal (3): Ensure that all people enjoy health and well-being for all ages.
<b>National Goal</b>	Objective (3.7): A more integrated health system that provides public health and quality health services to all with equality and justice ... as a human right for all population groups, especially the poor and the marginalized.

## ⇒ Health Reality

### – Comparative key indicators

Item / Region	Gaza Strip (13)(12)(2)	West Bank (13)(12)(2)	West Bank & Gaza <sup>(13)(12)(2)</sup>	Israeli Occupation (5)(4) (9)(76)(103)	Arab World <sup>(5)</sup> (9)(64)(103) (106)	World <sup>(5)</sup> (9)(65) (103)
<b>Life Expectancy at Birth</b>	73.6	<74.2	74	<82.80	<71.81	<72.56
<b>Number of Doctors Per 10,000 Citizens</b>	14.45	28.16	22.6	31	11.1	14.9
<b>Number of Nurses Per 10,000 Citizens</b>	18.3	32.72	26.88	45	15.6	36.9
<b>Number of Hospital Beds Per 10,000 Citizens</b>	12.5	12.4	12.9	18	15	28
<b>Number of Health Care Centers Per 10,000 Citizens</b>	0.79	1.9	1.43	0.04		
<b>Percentage of People enrolled in health insurance</b>	'95.5%	'66.5%	'78.9%	82.9%		
<b>People with Disabilities</b>	2.6%	1.74%	2.1%	20%	0.2-5.1) % (°	15%
<b>Number of Medical Transfers Per Year</b>	31,225	73,656	104,881			

### – Main Local Indicators for Gaza Strip<sup>(12)</sup>

<b>Head of the Artificial Kidneys' Department at Gaza's Al-Shifa Hospital, Dr. Abdullah Al-Qishawi. 2019</b>	"The severe shortage of medical equipment and supplies has left Gaza's largest projects unable to provide basic services to hundreds of thousands of patients."
<b>Effects of the Israeli Aggression 2014</b>	Total and partial destruction of 9 hospitals, 28 clinics and 25 ambulances, 373,000 children in need of psychological and social support.

– Selected indicators of life and annual death <sup>(12)(15)</sup>

Item	Value
Life expectancy at birth (male)	72.5
Life expectancy at birth (female)	74.7
Number of births in 2019	55,212
Number of deaths in 2019	5319
The death rate for children under 1 year of age per 1,000 births	10.7
The death rate for children under 5 year of age per 100,000 inhabitants	77.2
The death rate for mothers per 100,000 birth	30.8
The death rate for heart patients per 100,000 people	162
The death rate for diabetic per 100,000 people	5.5
The rate of Oncology mortality per 100,000 people	33.7

– Annual Disease Indicators

No	Item	Value
1	Number of people with chronic diseases <sup>(12)</sup>	156,767
2	Number of people infected with infectious diseases <sup>(12)</sup>	157,844
3	Number of new cancer patients (2014-2019) <sup>(15)</sup>	8,326
4	Number of Transfers Per Year <sup>(13)</sup>	31,225
5	Child anemia rate at the age of 12 months <sup>(12)</sup>	73.3%
6	Pregnant anemia rate <sup>(12)</sup>	38%
7	Number of people with kidney failure <sup>(12)</sup>	923

– Diseases Transferred abroad <sup>(12)</sup>

No	Item	Number
1	Oncology	7,027
2	Orthopedic Surgery	2,395
3	The Eyes	1,872
4	Atomic Scanning and Nuclear Medicine	1,088
5	Children	1,804
6	Kidney disease	469
7	Blood Diseases	1,461
8	Neurosurgery	762
9	Cardiac Catheterization	2,326
10	Magnetic resonance imaging	51
11	Other	11,970
	Total	31,225

– Indicators of Emergency Health Crisis <sup>(12)</sup>

No	Item	Value
1	shortage in medicines	%47.8 (247 Types)
2	shortage of medical laboratory materials	%62.1
3	shortage in consumables	26.1%
4	Number of broken devices in the Ministry of Health.	300 of 6100
5	The Fuel needs for hospital generators per month at a minimum when the normal power outage schedule is regular.	500 thousand liters
6	Number of surgeries postponed <sup>(21)</sup>	8000

Statistics detailing the Israeli occupation forces' assault on the right of peaceful participants in the Return Marches and breaking the siege along the border strip of the Gaza Strip since its inception on March 30, 2018, according to the Palestinian Ministry of Health <sup>(61)</sup>

– Classification of martyrs and injured according to gender

No	Item	Martyrs	Injured
1	Males	304	33,144
2	Females	12	2,559
<b>Total</b>		<b>316</b>	<b>35,703</b>

– Classification of martyrs in hospitals according to age categories.

No	Item	Number	Rate
1	Less than 18	62	19.6%
2	39-18	237	75%
3	59-40	15	4.8%
4	Elderly (+ 60)	2	0.6%
<b>Total</b>		<b>316</b>	<b>100%</b>

– Places of injury in the body with bullets <sup>(61)</sup>

No	Item	Number	Rate
1	Head and Neck	1,969	10.11%
2	Chest and back	949	4.88%
3	Abdomen and pelvis	800	4.11%
4	Upper Limbs	2,832	14.55%
5	Lower Limbs	9,389	48.24%
6	Around the body	468	2.40%
7	Other	3,057	15.71%
<b>Total</b>		<b>19,464</b>	<b>100%</b>

– Places to treat injuries caused by various wounds and gas bottlenecks

No	Item	Number
1	Field at medical points	16,239
2	Hospitals	19,464
<b>Total</b>		<b>35,703</b>

– Classification of amputations cases

No	Item	Number
1	Lower limbs	124
2	Upper limbs	4
3	In fingers hand	30
<b>Total</b>		<b>158</b>

– The results of the targeting of journalists, medical staff and ambulances. <sup>(61)(12)</sup>

No	Item	Martyrs	Injured
1	Journalists	2	354
2	Medical staff	4	776
3	Ambulances	-	136

### ⇒ The Most Important Achievements of Associations and Some Donor Institutions in the Field of Health 2019

Project	No.	Project	No.	Project	No.
Establishing, developing and restoring clinics and health centers	47	Health research	3	Projects to supply medicines and medical supplies	105
Projects that carry out operations, checks, and care for poor patients	45	Healthy nutrition	19	Auxiliary tools	49
Projects to provide (fuel, solar energy) for health institutions	18	Scholarship and training	17	Psychological support	36
Furnishing projects, medical equipment and ambulances	87				

### ⇒ The Most Important Areas of Intervention Required in the Field of Health

Building, developing and Rehabilitation of health institutions	Providing medicines, medical supplies and auxiliary tools	Provision of medical devices and equipment
Maintenance and development of malfunctioning medical devices	Providing (fuel, solar energy) for health institutions	Reconstruction of destroyed hospitals
Rehabilitation and training of health staff	Medical delegations with rare specialties	Ensure the poor patient
Rehabilitation and modernization of ambulances	Improving access to health services	



## ➤ Family

<b>International Covenant on Economic, Social and Cultural Rights</b>	Article (10): The family, which is the natural and fundamental group unit of society, must be accorded the greatest possible protection and assistance, especially for the formation of this family and throughout its development, with the responsibility of entrusting and raising the children. Marriage must be entered with the consent of the parties to which the marriage is to be coerced.
<b>Global Sustainable Development Goals</b>	Objective (2.10): Enabling and promoting social, economic and political integration for all, regardless of age, gender, disability, race, origin, religion, economic status or otherwise.
<b>National Goal</b>	Objective (1.7): A more comprehensive, integrated and sustainable social protection system based on rights and gender-sensitive, to reduce poverty, marginalization and social exclusion.

## ⇒ Family Reality

### – Comparative Indicators

No	Item-Region	Gaza Strip <sup>(17)</sup> (12)(2)	West Bank (17) (2)	West Bank & Gaza (17) (2)	Israeli Occupation (76)(75)
1	Families Number	386,614	656,522	1,043,136	2,667,600
2	Martyrs (2006-2019)	4700	1,904	6,604	-
3	Prisoners	300	4700	5000	-
4	People with disabilities	57,240	52,463	109,703	1,493,100

### – Orphans Indicators<sup>(18)(19)</sup>

No	Item	Value
1	Number of Orphans	20,000
2	Male Orphans	10,326
3	Female Orphans	9,674
4	Orphans of Martyrs	4,034

### – Indicators of marital status<sup>(2)</sup>

No	State	Males	Females	Total
1	Never got Married	229,001	176,147	405,148
2	Marriage contract for the first time	6,067	6,543	12,610
3	Divorces -2003) (2018)	2,316	9,063	11,379
4	Widows	2,359	24,411	26,770
5	Never got Married	263	1,259	1,522

### –The Main Domestic Indicators for the Gaza Strip Gender indicators

No	item	Males	Females	Value
1	Population <sup>(2)</sup>	50.72%	49.28%	100%
2	Literacy Rate for Ages 15 and Above <sup>(2)</sup>	.98.3%	95.7%	97%
3	Enrolled in elementary education <sup>(2)</sup>	50.90%	49.16%	100%
4	Enrolled in secondary education <sup>(2)</sup>	46.80%	%53.20	100%
5	Enrolled in university education <sup>(2)</sup>	44.03%	%55.97	100%
6	Labor Force Participation Rate <sup>(2)</sup>	62.30%	19.20%	40.9%
7	Youth Unemployment Rate <sup>(38)</sup>	62.70%	85.6%	67.4%
8	Violence Rate by a Family Member <sup>(40)</sup>	49.70% *	39.7% *	44.77%

### –Persons with Disabilities Index<sup>(15)</sup>

No	Type of Disability	%
1	visual impairment,	%16
2	hearing disability	%11.5
3	Speech Impairment	%9.20
4	Impaired mobility	%45.20
5	Strange behavior	%4.1
6	Difficulty in learning	%10.2
7	Fits	%1.2
8	Other	%2.3
	<b>Total</b>	100%

9	Participation in the Legislative Council <sup>(39)</sup>	70.44%'	% 72.56'	100%'
10	Participation in Local Councils <sup>(39)</sup>	72.34%'	27.66%'	100%'

Euro-Mediterranean Human Rights Monitor, 2019	of Palestinian children in the Gaza Strip need psychological support 50%
Director of the Prisoners Center for Studies, Raafat Hamdouneh, 2019	The year 2019 is worse than the previous one for the prisoners, in light of the " ".martyrdom of five sons of the captive movement in the same year

### ⇒ The Most Important Achievements of Associations and Some Donor Institutions in the Field of family 2019

Project	Number	Project	Number	Project	Number
Reducing violence	22	Marriage support projects	2	Families and orphan's sponsorship projects	24
Building community centers for orphans and people with disabilities	3	Protecting women's rights	24		
Training of people with disabilities	9	Field studies and surveys	9		

### ⇒ The Most Important Areas of Intervention Required in the Field of Family

Eliminate all forms of violence	Establishing, developing and rehabilitating social centers	Development of appropriate and integrated social protection systems
Rehabilitation of persons with disabilities and their integration into society	Caring for the martyrs, the wounded, the prisoners, and their families	Providing sample and cash assistance to vulnerable groups in society (orphans - poor - people with disabilities)
Facilitating the marriage of widows, divorced women, spinsters and people with disabilities	Marriage support and awareness of managing marital life	Promote the role of women and protect their rights

## ➤ Poverty

<b>International Covenant on Economic, Social and Cultural Rights</b>	Article (11): The Parties to the present Covenant recognize the right of everyone to an adequate standard of living for himself and his family, including adequate food, clothing and housing, and to the continuous improvement of living conditions. The states parties will take appropriate steps to ensure the realization of this right, recognizing to this effect the essential importance of international co-operation based on free consent.
<b>2030 Global Sustainable Development Goals</b>	Goal (1): Eradicate poverty in all its forms everywhere
<b>The National Goal</b>	Objective (10.1.7): To systematically and gradually move the philosophy of combating poverty from reliance on relief programs to reliance on development interventions by strengthening the linkages between humanitarian and development assistance, investing in economic empowerment and capacity building for poor and marginalized households enabling them to self-reliant.

### ⇒ The Reality of Poverty

#### – Comparative key indicators

No	Item-Region	Gaza Strip (25) (22)	West Bank (25) (22)	Palestine (25) (22)	Israeli Occupation (114)(85)	Arab World (69) (68)	World (67)
1	People Below the National Poverty Line	53%	13.90%	29.20%	21.20%	13.35%	23%
2	Extreme Poverty	33.80%	5.80%	16.80%	16.40%	5%	9%
3	Families in need of Aid	<86.10%	<34.20%	<53.10%	<18.00%		
4	Families receiving aid during the year	<68.6%	<9.7%	<31.1%	<21.49%		

### ⇒ The Main Domestic Indicators for the Gaza Strip

Ministry of Development and Social Affairs, 2019

"The poverty rate in the Gaza Strip is the highest in the world"

No	Item	National Poverty Line <sup>(18)</sup>	Extreme Poverty <sup>(18)</sup>
1	Number of Poor	1,167,960	744,850
2	Poverty ratio	53%	33.8%
3	Number of Poor Families	204,905	130,676
4	Poor Children	529,525	337,697
5	Poor school Students	305,784	195,009
6	Poor University Students	43,179	27,537

No	Item	Rate
1	Lack or Severe Food Insecurity <sup>(18)</sup>	70%
2	Dependency Rate <sup>(3)</sup>	79.2%
3	Average Per Capita Income Per Month in USD <sup>(2)</sup>	121.53
4	Average Monthly Household Expenditure and Consumption in USD <sup>(25)</sup>	783.96
5	Families in need of aid <sup>(22)</sup>	86.1%
6	Families that can Survive Economically Regardless of the Length of Time <sup>(88)</sup>	32.9%
7	Number of Families Covered by Social Protection Programs <sup>(18)</sup>	80,000
8	Number of families need to be included in social protection programs <sup>(18)</sup>	10,000
9	Per capita consumption to income ratio <sup>(2)</sup>	110.1%

### ⇒ Poor family Conditions <sup>(18)</sup>

No	Item	Value
1	Rate of Refugees within Poor Families	62%
2	Poor Families Headed by Women	26,185
3	Poor Families Headed by Widowed Women	10,247
4	Percentage of Children in Poor families	18%
5	Poor Families Headed by Elderly	17,241
6	The Percentage of Elderly in the Gaza Strip lives in Poor Families	31%
7	The Heads of Poor Families Suffering from at Least One Chronic Disease	39,954
8	Heads with disabilities of poor families	9,132
9	Heads of Poor Families Have less than Secondary Education	46,232
10	Illiteracy Rate Among Heads of Poor Families	12%

### ⇒ The Most Important Achievements of the Associations and Some of the Donor Institutions Allocated in the area of poverty 2019

Project	Number	Project	Number	Project	Number
Cash Assistance Projects	75	Seasonal projects sacrifice, clothing, Ramadan Iftar	150	Covering projects	21
Field research and survey	3	Projects, parcels and vouchers	150	Meat, meal, bread and drinking water distribution projects	64

### ⇒ The Most Important Areas of Intervention in the area of poverty

Small and medium enterprises	leading businesses	Economic and social
Social inclusion and provision	Job opportunities for vulnerable groups	empowerment of the poor and
Automation of Aid coordination	Telework	vulnerable groups

## ➤ Housing and Infrastructure

<b>International Covenant on Economic, Social and Cultural Rights</b>	Article (2/2): The right of individuals, as well as of families, to have adequate housing, regardless of age, economic status, membership of community or other, social status and other factors.
<b>2030 Global sustainable Development Goals</b>	Objective (11): Make cities and human settlements inclusive, secure, flexible and sustainable: ensure universal access to decent, safe and affordable housing, basic services and improvement of the level of poor neighborhood.
<b>The National Goal</b>	Objective (5.8): A housing sector that meets the security of legal tenure providing access to public services and meets the needs of citizens more effectively and effectively ... especially for poor and marginalized families

### ⇒ Housing Reality

#### – Comparative key indicators

No	Item-Region	Gaza Strip (115)(24)(2)	West Bank (57)(51)(29)(27)(25)(24)(2)	West Bank & Gaza (57)(51)(29)(27)(25)(24)(2)	Israeli Occupation (92)(86)(84)(77)
1	Number of housing units	334,710	726,143	1,060,853	2,389,795
2	Average housing density (person per room)	1.6	1.3	1.4	2.35
3	Percentage of housing (3 persons or more per room)	12%	5%	7%	
4	Average number of rooms in a dorm	3.7	3.4	3.6	3
5	Providing homes with potable water	11.4%	95.1%	62.4%	100%
6	The communities are connected to the electricity network	99%	99.9%	99.9%	99%
7	Connecting homes to the water network	94.6%	88%	57%	
8	Connecting communities to the sewage network	87.30%	15.27%	18.67%	95%
9	The families' need for housing units during the next decade	62%	53.75%	57.88%	3.65%
10	The existence of a solid waste collection service	95%	99.88%	99.89%	

### ⇒ The Main Domestic Indicators for the Gaza Strip

<b>Head of the Palestinian Contractors Union in the Gaza, Osama Kahil, 2019</b>	The contracting and construction sector is living its most difficult situation in light " of the continued Israeli blockade on the Strip
---	--

No	Item	Value
1	Improper houses need to rebuild improper houses need to rehabilitation <sup>(24)</sup>	25,000
2	Improper houses need to rehabilitation <sup>(24)</sup>	60,000
3	Number of Houses still destroyed until 2019 <sup>(24)</sup>	2,478
4	Percentage of Households who Own House <sup>(24)</sup>	278,496
5	Percentage of Families Living in Rented Dwellings <sup>(24)</sup>	21,818
6	Percentage of Households Living in a Dwelling (independent room, tent, others) <sup>(2)</sup>	1,390
7	Proportion of households living in a House <sup>(24)</sup>	72,090
9	Proportion of households living in an apartment <sup>(24)</sup>	256,518
10	classified road ratio <sup>(24)</sup>	36%
11	Percentage of roads requiring repair and rehabilitation <sup>(24)</sup>	50%
12	New roads requiring construction and paving <sup>(24)</sup>	14%

### – Destroyed and Damaged Housing Unit's due to Israeli Attacks During the Siege Period <sup>(24)</sup>

No	Items of Damage	Before 2008	Aggression 2008/2009	Aggressio 2012 n	Aggression 2014	Aggression 2018-2019	Siege in General
1	Number of houses destroyed	6,892	3,700		11,000	227	21,819
2	Number of reconstructed houses		9792		9,519	30	19,341
3	Number of houses still destroyed		800		1481	197	2,478
4	Number of houses partially damaged	32,000	13,000	12,000	178,717	3,217	238,934
5	number of partially damaged housing units not yet compensated	0	13,000		58,500	2,900	74,400

Undersecretary of the Ministry of Public Works and Housing in Gaza strip, Naji Sarhan

"2,500 families are still affected by the Israeli bombing since 2014 and are living without shelter, rent or reconstruction allowances"

### – Construction sector in Palestine <sup>(2)</sup>

No	Item	Value
1	Number of institutions	661
2	Number of employees	10,128
3	Construction productivity (in million dollars)	735.3
4	Expenditure on construction of new buildings and additions (in million dollars)	590.1
5	(in million dollars) value of expenditure on ongoing maintenance	276.6
6	Value of expenditure on capital maintenance (in million dollars)	496.7

### ⇒ Most Important Achievements of Associations and Some Donor Institutions in the Field of Housing 2019

Project	No	Project	No	Project	No
Building Projects for the Poor	5	Home renovation projects for the poor	19	Projects for furnishing and equipping the homes of the poor	11
Reconstruction Projects	6	Projects covering and rehabilitating the roofs of houses	5		
Road rehabilitation and development	39	Establishing and rehabilitating public institutions	22		

⇒ **The most important areas of intervention required in the field of housing**

Renovation and furnishing of poor people's houses which is not suitable for housing	Providing decent housing for poor families	Complete the reconstruction of destroyed housing
Connecting housing to the public services network	Create basic infrastructure networks	Supporting local building materials industries
Developing marginalized and unplanned areas	Supplying poor homes with alternative energy	Restoration and rehabilitation of partially damaged housing units
Street expansion and development	Construction of service buildings	

## ➤ Culture and Religious Affairs

<b>Universal Declaration of Human Rights</b>	Article (27): Everyone has the right freely to participate in the cultural life of the community, to enjoy the arts and to share in scientific advancement and its benefits. Everyone has the right to the protection of the moral and material interests resulting from any scientific, literary or artistic production of which he is the author.
<b>Global Sustainable Development Goals</b>	.Objective (4.11): To promote efforts to protect and preserve the world's cultural and natural heritage
<b>The National Goal</b>	Objective (4.7): More accessible cultural spaces for all Palestinians, promoting a national culture characterized by pluralism, openness and creativity. It renounces all forms of discrimination, preserves and renews cultural .heritage

### ⇒ The Reality of Culture and Religious Affairs

#### – Cultural Indicators

<b>Effects of the Israeli Aggression 2014</b>	296 mosques, 3 churches and 222 non-governmental institutions were destroyed and damaged.
---	---

No	Item / Region	Gaza Strip (28)	West Bank (112)(16)(2)	West Bank & Gaza (112)(16)(2)	Israeli Occupation (73)(70)(4)
1	Number of working Cultural Centers	63	<528	591	1000
2	Number of Working Museums	5	<28	33	163
3	Number of Theaters	5	<13	18	64
4	The Number of Cinemas Operating	0	2	2	53
5	Number of Cultural Activities Carried out by Cultural Centers	1,320	8747	10,067	
6	Number of Participants in Cultural Activities	89,650	387,973	477,623	
7	Number of Viewers of the Shown Plays	12,740	<67,657	80,397	5,335,181
8	Number of Museum Visitors	58,200	<304,651	362,851	7.1 M
9	Number of local newspapers	2	5	7	10
10	Number of Radio Stations	25	41	66	97
11	Number of TV channels	4	10	14	8

#### – Indicators of Religious Affairs

##### – Mosques and Churches

No	Item / Region	Gaza Strip (108)(35)(34)(2)	West Bank (108)(35)(2)	West Bank & Gaza (108)(35)(2)	Israeli Occupation (107)(82)(74)(72)
1	Percentage of Muslims	<99.96%	<98.54%	<99.14%	%17.8
2	Percentage of Christians	<0.04%	<1.46%	<0.86%	%2
3	Number of Mosques	945	2,173	3,118	400
4	Number of Still Destroyed Mosques	16		16	
5	Number of New Mosques that Need to be Established	30		30	
6	The Number of Mosques that Need Rehabilitation and Development	55		55	
7	Numbers of churches	*3	*159	*162	<50



– The Holy Quran and Sunnah for the Year 2019 <sup>(36)</sup>

No	Item	Gaza Strip
1	Number of Qur'an keepers from Qur'an memorization camps	15,936
2	Number of confirmed Qur'an keepers	478
3	Number of Recipients "Sanad Motasel "	2,850
4	Average number of memorize students	51,605
5	Number of Graduates of Recitation Courses	139,655
6	Number of Memorizing "Hadith Sharif"	3,795
7	Number of the prophet Sunnah courses graduates	77,280

## ⇒ The Most Important Achievements of Associations and Some Donor Institutions in the Field of Culture and Religious Affairs 2019

Project	Number	Project	Number	Project	No.
Religious cultural awareness and guidance	47	Equipping a cultural or religious center	47	Umrah and Hajj trips	3
Rehabilitation and maintenance of historical sites and artifacts	3	Building and rehabilitating a religious facility	11	Ensure Religious Students, Teachers and Preachers	2

## ⇒ The Most Important Areas of Intervention Required in the Field of Culture and Religious Affairs

Spreading awareness and moderate religious education	Developing public libraries and updating them with books and references	Complete the reconstruction
Ensure memorization centers	Supporting and caring for creative and talented people.	Restoration and rehabilitation of archaeological areas
Equipping and furnishing cultural and religious buildings	Building and developing legitimate schools	Restoration of ancient churches and mosques

## ➤ Sport

### – The Main Domestic Indicators for the Gaza Strip <sup>(62)</sup>

No	Item	Number
1	Number of licensed sports clubs	83
2	Number of affiliates of sports clubs	25,000
3	Number of operating sports federations	30

Ministry of Youth and Sports – Gaza, 2019

The sports infrastructure in the governorates of Gaza needs a lot of support and development, despite the presence of stadiums and halls, but in most cases, they do not comply with international specifications and standards set by the international federations of sports.

### – The number of sports clubs in the governorates of the sector and the number of its affiliates <sup>(62)</sup>

No	Governorate	Number of clubs	Affiliates of clubs	
			Males	Females
1	North Gaza	12	2,000	100
2	Gaza	32	10,000	500
3	Middle Area	19	3,000	200
4	Khan Yunes	10	35,00	300
5	Rafah	10	5,000	400
<b>Total</b>		<b>83</b>	<b>23,500</b>	<b>1,500</b>

### – The number of sports facilities damaged in previous Israeli attacks <sup>(62)</sup>

No	Affected sports facilities	Number
1	Stadiums and gyms	10
2	Sports clubs affected	42
3	Sports federations and committees	7

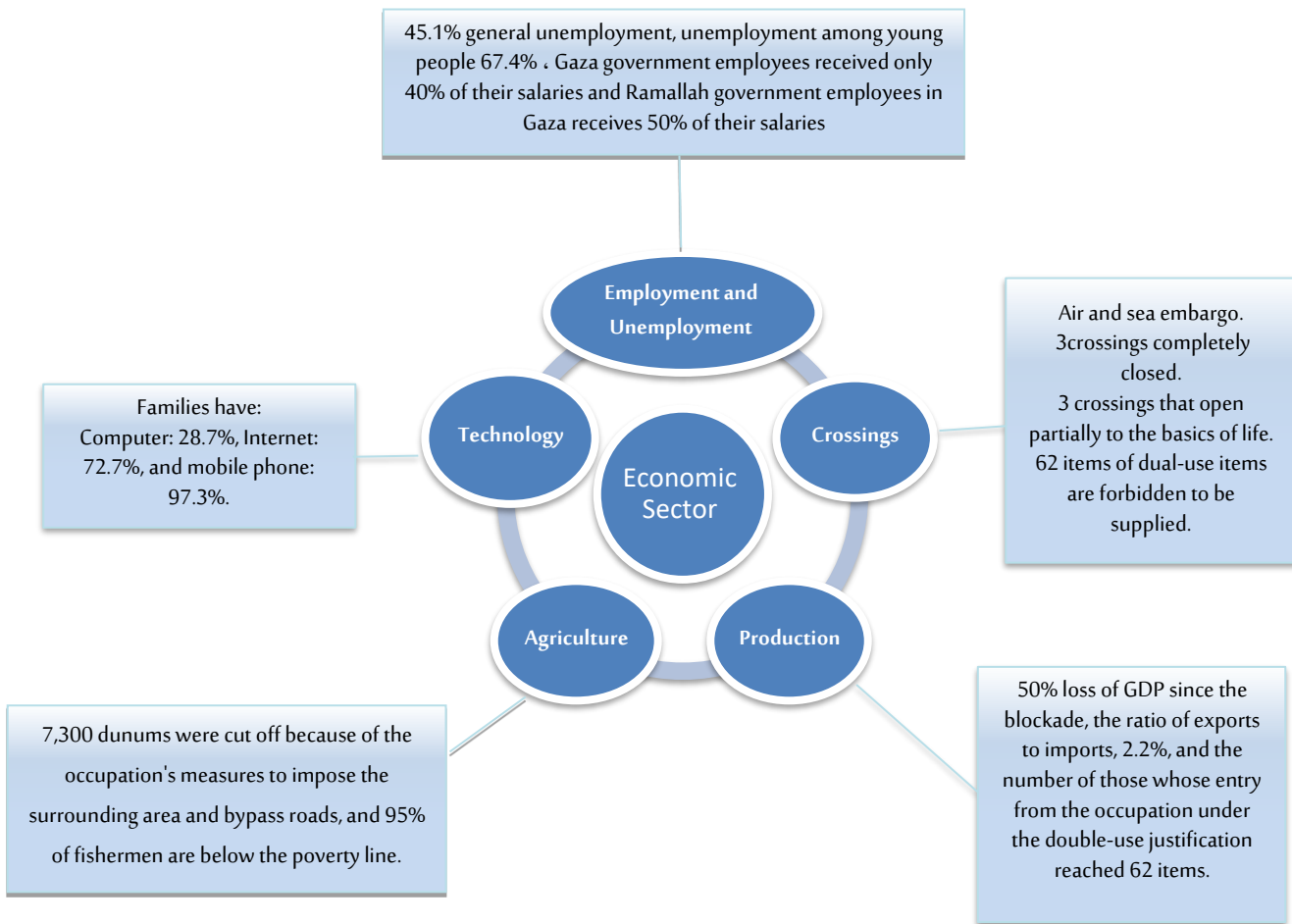
### ⇒ The Most Important Achievements of Associations and Some Donor Institutions in the Field of Sport 2019

Project	Number	Project	Number
Establishing and developing clubs and stadiums	6	Create safe parks and play spaces	13
Providing sports equipment	6	Recreational camps and trips	72

### ⇒ The most important areas of intervention required in the field of sport

Gym maintenance	Establishing covered gyms	Construction of stadiums and racing arenas
Promote and develop the mental and physical growth of children and adolescents	Training and qualification for coaches and referees Facilitating the travel of sports delegations abroad	Building an integrated sports stadium

# Economic Sector



**“The humanitarian situation in the Gaza Strip is extremely dangerous. This situation is due to the Israeli occupation and the political situation, and also because of the closure imposed on the Strip”**

*Representative of the European Union in Jerusalem, Thomas Nicholson, 2019*

## ➤ Employment and Unemployment

International Covenant on Economic, Social and Cultural Rights	Article (7) Everyone has the right to work, to free choice of employment, to just and favorable conditions of work and to protection from unemployment. Article (6): ... Measures shall include the right to provide technical and vocational guidance and training programs.
2030 Global Sustainable Development Goals	Goal (8): To promote sustained, inclusive and sustainable economic growth, full and productive employment and decent work for all.
The National Goal	Objective (5): Establish stronger foundations for an independent and equitable national economy and achieve sustainable development that will provide decent employment opportunities for citizens and improve their productivity.

### ⇒ Unemployment and Employment Reality

No	Item-Region	Gaza Strip (38)	West Bank (38)	Palestine (38)	Israeli Occupation (94)(93)(86)(83)(5)	Arab World (41)(5)	World (41)(5)
1	Participation in the Workforce	40.90%	46.40%	44.30%	64%	47.96%	%60.67
2	General Unemployment Rate	45.10%	14.60%	25.30%	3.9%	10.30%	5.40%
3	Unemployment Rate Among Youth	67.40%	25.10%	40.1%	7.3%	27.20%	15.39%
4	Median daily wage in US dollars	11.11	27.78	28.83			
5	Percentage of Child Labor	1.4%	4.3%	3%	8.60%	2.9%	9.6%
6	Unemployment Among Refugees	46.80%	15.30%	33.50%			
7	Unemployment Rate Among Graduates	%72	%35.3	52%			
8	Self-employed Workers out of total Workers	14.30%	19.5%	18.10%	° 10 %		
9	Private Sector Employees with wages below the minimum wage (\$400) and their wage rate \$	80.40%	9.50%	30.21%			
		183.33	288.33	206.24			
10	Average daily fare in US dollars	25.94	33.50	30.78	95.12	15	25.36
11	Volunteer work	%1.4	0.8%	1%	<20.6%		

**The average wage for employees within the Green Line is 43.88\$ and the median wage for employees within the Green Line is 41.66\$.**

- Comparative key indicators
- Distribution of Labor by economic activity in the Gaza Strip <sup>(38)</sup>

No	Economic activity	Rate
1	Agriculture, Forestry and Fishing	4.7%
2	Mining, Quarrying and Manufacturing	6.2%
3	Building and Construction	3.3%
4	Trade, Restaurants and Hotels	22%
5	Transport, Storage and Communications	8.6%
6	Education	10.42%
7	Health	6.4%
8	Other Sectors and services	38.38%

– **Main local indicators for Gaza Strip**

Ministry of Development and Social Affairs, 2019

Poverty and unemployment rates reached 75% in 2019 in the Gaza Strip.

– **Employment indicator Sectors**

No.	Item	Males	Females	Value
1	Participation in the Workforce <sup>(38)</sup>	62.3%	19.2%	40.9%
2	General Unemployment Rate <sup>(38)</sup>	39.5%	63.7%	45.1%
3	Unemployment Rate Among Youth <sup>(38)</sup>	62.70%	85.6%	67.4%
4	Participation in the Workforce for Youth <sup>(38)</sup>	42.1%	11.5%	27.1%
5	Percentage of Individuals Aged 15 Years and above who were Attending a Vocational Training Course in 2019 <sup>(38)</sup>	1.4%	2.7%	1.7%
6	The percentage of youth (15-24 years) who are not in Employment, Education/Training <sup>(38)</sup>	39.8%	44.6%	42.2%
7	Percentage of Child Labor <sup>(37)</sup>	1.4%	1.4%	1.4%

– **The relative distribution of workers by gender and Occupation <sup>(38)</sup>**

No	Occupation	Males %	Females %	Value
1	Legislators and senior management staff	1.5	5.1	2%
2	Technicians, specialists, assistants and clerks	33.6	76.7	40.2%
3	Service workers and market vendors	27.9	10.4	25.2%
4	Skilled workers in agriculture and fishing	1.4	0.4	1.2%
5	Craftsmen and other professions	10.4	4.3	9.4%
6	Machine operators and collectors	10.1	0.6	8.6%
7	elementary occupations	15.1	2.5	13.4%

– **Employment indicator in Community Sectors <sup>(37)</sup>**

No	Item	Number	Rate
1	The Staff of Ramallah Government in Gaza	67,696	23.03%
2	Employees of the Government of Gaza	46,335	15.76%
3	Private Sector Employees	157,579	53.61%
4	Employees of the Civil Sector	22,312	8%
<b>Total</b>		293,922	100%

**Gaza government employees received 40% of their salaries in 2019 and Ramallah government employees in Gaza received 50% of their salaries**

⇒ **The Most Important Achievements of the Associations and Some of the Donor Institutions in the Field of Employment and Unemployment 2019**

Project	Number	Project	Number	Project	Number
Temporary operating projects	24	Vocational and technical training projects	99	Small businesses	14
Insurance for employees	4				

⇒ **The Most Important Areas of Intervention Required in the Field of Employment and Unemployment**

Small and medium enterprises	leading businesses	Telework	Using technology to create new job opportunities
Business incubators and accelerators	Temporary operating	Professional and technical training	
Updating and developing curricula that meet the needs of the labor market	Integration of graduates into the labor market	Providing occupational safety tools	

## ➤ Crossings

Universal Declaration of Human Rights	Article (13): Everyone has the right to freedom of movement and residence within the borders of each State. Everyone has the right to leave any country, including his own, and to return to his country.
2030 Global Sustainable Development Goals	Objective (17): Enhancing means of implementation and revitalizing the Global Partnership for Sustainable Development.
The National Goal	Objective (1.8): The system of transport and road networks should be more secure and effective according to international standards, and integrated with the Arab and international network.

## ⇒ Crossings Reality

### – Status of Land Crossings in Gaza Strip 2019

No	Item	Kerem Abu Salem	Rafah	Beit Hanoun	Almentar	Alawda	Alshejaeia
1	Total incoming trucks <sup>(43)</sup>	95,572	7,589		Closed since 2011	Closed since 9/2008	Closed since 2007
2	Total outbound trucks <sup>(43)</sup>	705	-				
	Total incoming trucks to West Bank <sup>(43)</sup>	2,441					
3	Number of departures <sup>(42) (43)</sup>	-	78,763	191,830			
4	Number of arrivals <sup>(42) (43)</sup>	-	67,763				
5	Number of individuals returned or rejected <sup>(42)</sup>	-	8,000	8,585			
6	Number of vehicles <sup>(43)</sup>	26	14				
7	The amount of fuel – in million liters <sup>(43)</sup>	212.14	106.33				
8	Amount of cooking gas – in million kg <sup>(43)</sup>	9.91	60.3				
9	Average number of days of closure including the holidays <sup>(43)</sup>	39.18%	33.97%	16.71%			

### – Status of Air and Sea Crossings

Gaza International Airport	The airport was completely destroyed while the Gaza Strip was kept under an air embargo in flagrant violation of the Oslo agreement.
Gaza Sea Port	The construction of the Gaza seaport was not completed in clear violation of the Oslo Agreement, Gaza was placed under the maritime traffic ban, all international aid ships were denied access to Gaza from 1/12/2008, and fishermen were prohibited from sailing more than 6-15 km. Nautical miles.

World 2019 Bank,	"The dual-use goods regime, in its current application, prevents diversification of economic activity and sustainable growth in the Palestinian territories. The reform of the system of applying restrictions on dual-use goods is greatly needed"
------------------	---

– **Comparison of Goods Entering Gaza Strip with the Need of Basic Construction Materials 2017** <sup>(43)</sup>

No	Item /Ton	Amounts received	Needs	Shortage	Covering
1	Gravel	2,445,417	36,000,000	33,554,583	6.8%
2	Iron	113,967	6,000,000	5,886,033	1.9%
3	Cement	677,189	18,000,000	17,322,811	3.8%

– **Health conditions of "Beit Hanoun" crossing in 2019**

No	Order status	Number	No	Order status	Number
1	Requests for permits for treatment at the Israeli occupation or the West Bank	24,340	5	Deferred requests "Under consideration"	3,808
2	Rejected permit requests	8,585	6	Requests rejected for escort reasons	104
3	Rejected permit for security reasons	2,162	7	Requests rejected for other reasons	1,070
4	Pending requests	1441			

– **Total items incoming in truck loads through Gaza Strip border crossings** <sup>(43)</sup>

No	Classification	Number of trucks		
		Rafah Crossing	Karam Shalom Crossing	Beit Hanoun Crossing
1	Building materials	2,572	10,545	0
	Construction work	1,004	38,243	0
2	Animal feed	3,326	24,015	0
3	Food products	160	6,867	0
4	Inedible consumer products	0	2,288	0
5	Cleaning equipment	325	964	0
6	Cattle feed	0	5,147	0
7	Electricity supplies	0	1,103	0
8	Agricultural supplies	0	887	0
9	Medical supplies	0	517	0
10	Educational supplies	0	1082	0
11	Packaging materials	0	7,036	0
12	Other	202	24	0
	<b>Total</b>	<b>7,589</b>	<b>98,718</b>	<b>0</b>

⇒ **The Most Important Achievements of the Associations and Some of the Donor Institutions in the Field of Crossing Points 2019**

Project	Number	Project	Number	Project	No.
Lobbying and advocacy	multiple	Running ships to break the siege	0	Convoys to break the siege	6
Development and rehabilitation of the crossings	1				

⇒ **The Most Important Areas of Intervention Required in the Field of Crossings**

Gas field development on the Gaza coast	Building Gaza International Airport	Running ships and convoys to break the siege
Land crossings development and rehabilitation	Establishing a free trade zone with Egypt	Establishing a free trade zone with Egypt
Construction of the Gaza sea port	Pressure and advocacy to break the siege	

## ➤ Production of Goods and Services

International Covenant on Economic, Social and Cultural Rights	Article (2.6): The steps to be taken by the parties to the present Covenant to achieve the full realization of this right shall include technical and vocational guidance and training programs, policies and techniques to achieve steady economic, social and cultural development and full and productive employment under conditions safeguarding fundamental political and economic freedom to the individual.
2030 Global Sustainable Development Goals	Target (12): Ensure sustainable consumption and production patterns.
The National Goal	Objective (5): Establish stronger foundations for an independent and equitable national economy achieving sustainable development that will provide decent employment opportunities for citizens and improve their productivity.

### ⇒ Reality of Commodity and Service Production

#### – Comparative key indicators

No	Item	Gaza Strip (46)(45)(44)	West Bank (46)(45)(44)	Gaza and West Bank (46)(45)(44)	Israeli Occupation (86)(5)	Arab World (66) (5)	World (71)(5)
1	Annual Per Capita GDP in US Dollars	1,416.80	4,802.50	3,364.50	43,218	6380.1	11435.61
2	Economic Growth Rate	<3.5% -	<2.30%	<1%	3.3%	2%	2.90%
3	Total Value of observed Commodity Exports (million dollars)	<14.1	<1,141.5	<1,155.6	58,450	<99,093	<10 <sup>12</sup> *19.01
4	Total Value of observed Commodity Imports (million dollars)	<640	<5,899.6	<6,539.6	<76,598	<83,250	<10 <sup>12</sup> *19.89

#### – The Main Domestic Indicators for the Gaza Strip

Chairman of the People's Committee against the Siege, Jamal Al Khudari, 2019	"The blockade has paralyzed commercial and industrial life, the contracting and business sector in general, and has stopped nearly 80% of the economic establishments from working, and they are considered closed".
--	--

#### – Gross Indicators of the Production Sector <sup>(45)(44)(42)(5)</sup>

No	Item	Value
1	Contribution of the GDP of the Gaza Strip to the Palestinian GDP	%18
2	The Number of Goods Prohibited by the Occupation Under the Pretext of Dual Use	62
3	Volume of Loss in GDP since the Blockade Began	°50 %
4	Average Export Volume Compared to Pre-Blockade	32.13%
5	Ratio of exports to imports	2.2%
6	Volume of trade exchange (million dollar)	654.1
7	Commodity trade deficit (million dollar)	625.9 -



– **Value-added indicators for economic activities in 1 million USD 2019** <sup>(44)</sup>

Economic Activities	Gaza Strip	West Bank	Palestine	Percentage of contribution to GDP %
Agriculture	323.9	767.6	1091.5	8.13
Industry	233.3	1,820	2,053.30	15.29
Construction	178	720.1	898.1	6.69
Wholesale and retail trade	546.8	2,825.20	3,372.00	25.11
Transport and storage	42.3	213.2	255.5	1.9
Information and communications	17.3	475.4	492.7	3.67
Services and other branches	1,320.10	3,946.20	5,266.30	39.21

– **Selected Indicators for the Production Sectors in Palestine 2018** <sup>(2)</sup>

Sector	Number of Inst	Category	The value is in thousand US dollars					
			Number of employees	Compensation of Employees	Production	Intermediate Consumption	Added value	Fixed capitalist
Construction activity	661	Commercial establishments	10,128	87,843.60	735,286.80	377,333	357,954.30	6,096.40
Industry activity	20,104	Industrial facilities	112,835	594,737.50	4,956,010.40	2,851,640.10	2,104,370.30	42,338
Transportation activity	1,103	Vehicles	7,425	43,643.20	234,163.00	88,318	145,845	
Service activity	40,484	-	151,660	696,887.00	2,474,231.70	654,689.60	1,819,542.10	
Domestic trade	76,749	-	191,182	567,166.70	4,473,969.50	807,498.90	3,666,470.60	

– **Industrial facilities destroyed by Israeli aggression** <sup>(23)</sup>

No	Level of destruction	Aggression 2008	Aggression 2012	Aggression 2014	Total
1	Total destruction	1,564	58	373	2,921
2	Extreme partial destruction		2	183	
3	partial destruction		206	535	

– **Number of industrial establishments in the Gaza Strip by economic activity for the year in 2019** <sup>(26)</sup>

Economic activity	Number of Inst	Number of employees
Mining and quarrying	3	15
Manufacturing	726	9,770
Electricity, gas, steam and air conditioning supplies	4	1,172
Water supply; sewerage, waste management and remediation activities	16	118
<b>Total</b>	<b>749</b>	<b>11,075</b>

– **Gaza's supply report table** <sup>(60)(47)</sup>

No	Good Type	Deficit
1	Flour	20.20%
2	Sugar	21.10%
3	Rice	45.80%
4	Vegetable oils Non-Olive Oil	12.60%
5	Legumes	69.80%
6	Dairy, and Cheese	40.90%
7	Red and Frozen Meat	90.00%
8	Fresh and Frozen Chickens	20.00%
9	Fodder	69.00%
10	Tea / Nescafe / Coffee Whitener	52.10%
11	Olive Oil	20.20%
12	Fresh and Frozen Fish	10.00%
13	Average Deficit in Ration Items	39.34%

Chairman of the People's Committee  
against the Siege, Jamal Al Khudari, 2019

"Nearly 100 million dollars a month, the economic sector losses in the Gaza Strip due to the blockade that has been extended for 13 years"

### ⇒ The Most Important Achievements of the Associations and some of the Donor Institutions in the Field of Commodity and Service Production 2019

Project	Number	Project	Number	Project	Number
Create an investment project	5	Providing raw materials projects	2	Economic surveys and studies	6
Domestic product support projects	4	Provision and maintenance of machinery, equipment and vehicles	60		
Providing logistical services	13	Rehabilitation and development of facilities	61		

### ⇒ The Most Important Areas of Intervention Required in the Field of Commodity and Service Production

Supporting and protecting the national product and increasing its competitiveness	Preparing studies to explore investment opportunities	Green and sustainable economy
Complete reconstruction and compensation	Small, medium and large projects	Providing support to startups
Small, micro and medium enterprises development	Establishing central laboratories for examining foodstuffs	Green and sustainable economy
Create an industrial zone		

## ➤ Agriculture

The Office of the High Commissioner for Human Rights	Article (4/2): Farmers and their families have the right to work in their land, produce agricultural production, raise livestock, catch, harvest and fish in their territories.
2030 Global Sustainable Development Goals	Goal (2): Eliminate hunger, provide improved food security and nutrition, and promote sustainable agriculture
The National Goal	Objective (5): To establish stronger bases for an independent and equitable national economy and achieve sustainable development that will provide decent jobs for citizens and improve their productivity.

## ⇒ Agriculture Reality

### – Comparative basic indicators

No	Item-Region	Gaza Strip (49)(48)(47)(31)(30)	West Bank (49)(48)(31)(30)	West Bank & Gaza (49)(48)(31)(30)	Israeli Occupation (32)(4)(5)
1	Total cultivated area/dunum.	189,000	*881,553	1,072,554	1,200,000
2	Animal holdings	∨ 3,598	∨ 8,569	∨ 12,167	
3	Mixture holdings	∨ 2,903	∨ 17,107	∨ 20,010	
4	Agricultural machinery and equipment	^5,390	^19,100	^24,490	·23,142
5	Fish per (Tones)	3,697	-	3,697	<21,000
6	Percentage of workers in the agricultural sector	<5.7%	<6.5%	<6.3%	%0.92
7	Agricultural land that has been cut off due to the occupation measures by imposing the buffer zone and the roads of the border (Dunum)	° 7,300	° 1,920,000	° 1,927,300	

### – Important local indicators <sup>(31)(47)</sup>

No	Item	Value
1	Total area under cultivation/Dunum	189,000
2	Area planted with tree gardening/Dunum	87,604
3	Area planted with vegetables/Dunum	58,432
4	Area planted with field crops/Dunum	44,120
5	Tractor/ (Calf Tractor)	106
6	Water tank	4,429
7	Trailer carrier	172
8	Automatic milking	286
9	Honey maker	254
10	Milk Shaker	392
11	Productivity of agricultural land (Ton)	493,191
12	Value of agricultural production of cultivated land (1000 USD/Km <sup>2</sup> )	250
13	Per capita area of permanent cultivated land (m <sup>2</sup> )	45.3
14	Wald and forest area per Dunum	300

### – Indicators of self-sufficiency in agriculture <sup>(47)</sup>

No	Item	Sufficiency Rate
1	Vegetables	95%
2	Fruits	50%
3	Olives	80%
4	White Meat	80%
5	Red Meat	10%
6	Fresh fish wealth	90%

#### – Fish wealth

No	Item	Value
1	Number of Fishermen	3,617
2	Launch Trawler	15
3	Launch Shanshula	52
4	Hassake Motor	772
5	Hasaka with Oars and Felucca	422
6	Total fisheries production in tons	3,697

#### – Livestock

No	Item	Value
1	Number of cows (head)	2,200
2	Number of lamb (head)	58,000
3	Number of goats (head)	12,000
4	Number of broiler chickens (birds)	24 M
5	Number of laying hens (birds)	750,000
6	Number of hives (hive)	16,000

Fishermen's Syndicate, 2019	95% of fishermen in the Gaza Strip live below the poverty line.
Euro-Mediterranean Human Rights Monitor	The agriculture share in GDP drops from 9% to 5% in the Gaza Strip

### ⇒ The Most Important Achievements of the Associations and some Donor Institutions in the Field of Agriculture 2019

Project	No	Project	No	Project	No
Agricultural research and studies	3	Rehabilitation of infrastructure and irrigation networks	15	Provision of animal units and animals	15
Agricultural machinery and equipment	8	Medicines and insect control	7	Smart nurseries and greenhouses	13
Building and rehabilitating fishermen's headquarters	4	Reclamation of agricultural lands	13	Establishing agricultural water ponds	2
Providing agricultural seedlings and fertilizers	16				

### ⇒ The Most Important Areas of Intervention Required in the Field of Agriculture

Rehabilitation of agricultural wells and provision of water for irrigation	Land reclamation and rehabilitation of agricultural roads	Complete the restoration of agricultural infrastructure
Manufacture of organic fertilizers	Reserved agricultural machinery	Extension, research and agricultural schools
Establishing ports for fishermen as an alternative to random ports	Fishing equipment rehabilitation	Development of highly productive and disease-resistant plant varieties and animal breeds
Provision of agricultural medicines and fertilizers	Biological pest control	Restoring the Economy of Animal Production
Smart nurseries and greenhouses	Operating agricultural wells with solar energy	Establishment of agricultural research centers

## ➤ Technology

The Office of the High Commissioner for Human Rights	Article (19): States should promote public awareness of the uses of new communication technologies to support individuals in the proper assessment, management, mitigation, and informed decision-making of risks related to communications.
2030 Global Sustainable Development Goals	Goal (9): Establish sustainable infrastructure, stimulate inclusive and sustainable industrialization, and encourage innovation.
The National Goal	Objective (7.3.6): Development of information technology to improve the development of e-government.

### ⇒ Technology Reality

#### – Comparative key indicators

No	Item-Region	Gaza Strip (50)	West Bank (50)	West Bank (50)	Israeli Occupation (20)(4)	Arab World (102)	World (102)
1	Percentage of Families that have Computers	%28.7	%35.7	33.2%	78%	51.9%	49.7%
2	Percentage of Individuals (10 years and over) Using Computers	%27.8	%24.8	26%	72.5%		
3	Percentage of Families that have Internet Access	72.70%	83.50%	79.60%	78.9%	57.1%	57%
4	Percentage of Individuals (10 years and over) who Use the Internet	65.20%	74.10%	70.60%	83.7%	51.6%	54%
5	Individuals (10 years and over) who use social media platforms	79.40%	90%	86.2%			
6	Percentage of Families with a cell phone (mobile)	97.3%	97.20%	97.3%	97.3%		
7	Families with a Fixed Telephone line	%17	39.30%	31.20%	95%		
8	Families that have a Television	78.20%	90.80%	86.20%	93%		

#### - Index of institutions use of technology in Palestine 2011 <sup>(52)</sup>

No	Item	Gaza Strip	West Bank	Palestine
1	Proportion of institutions that using computer	%40.8	%49.6	%47
2	Proportion of institutions that using the Internet	%34	%41.3	%39.2
3	Proportion of institutions that have conducted business transactions electronically	%12	%10.8	%11.2
4	Proportion of institutions that have a Website	%3.7	%5.2	%4.8
5	Proportion of computers in facilities per 100 workers	%25	%21.5	%22.3
6	Proportion of PC users of employees per 100 employees	%31.7	%52.6	%47.9
7	Number of internet users of employees per 100 employees	%25	%48	%42.9
8	Number of ICT workers per 100 workers	%5.6	%5.1	%5.2

– **Indicator of progress in research and development in Palestine 2013** <sup>(52)</sup>

No.	Item	Palestine
1	Number of research and development workers	8,715
2	Number of research and development workers in full-time equivalents	5,162
3	Number of research and development researchers	4,533
4	Number of male researchers in research and development	3,510
5	Number of female researchers in research and development	1,023
6	Number of research and development researchers in full-time equivalents	2,492
7	Number of research and development researchers with full-time equivalents per million people	566
8	Research and development expenditures (US\$1 million)	61.4
9	Research and development expenditure per researcher in full-time equivalent (US \$1,000)	24.6

Ministry of Communications and Information Technology Report 2019

There is an increase in fixed lines in Palestine by 469 thousand lines, in a rate that is 30% over 2010 rate, by 92% in the West Bank and 82% in the Gaza Strip.

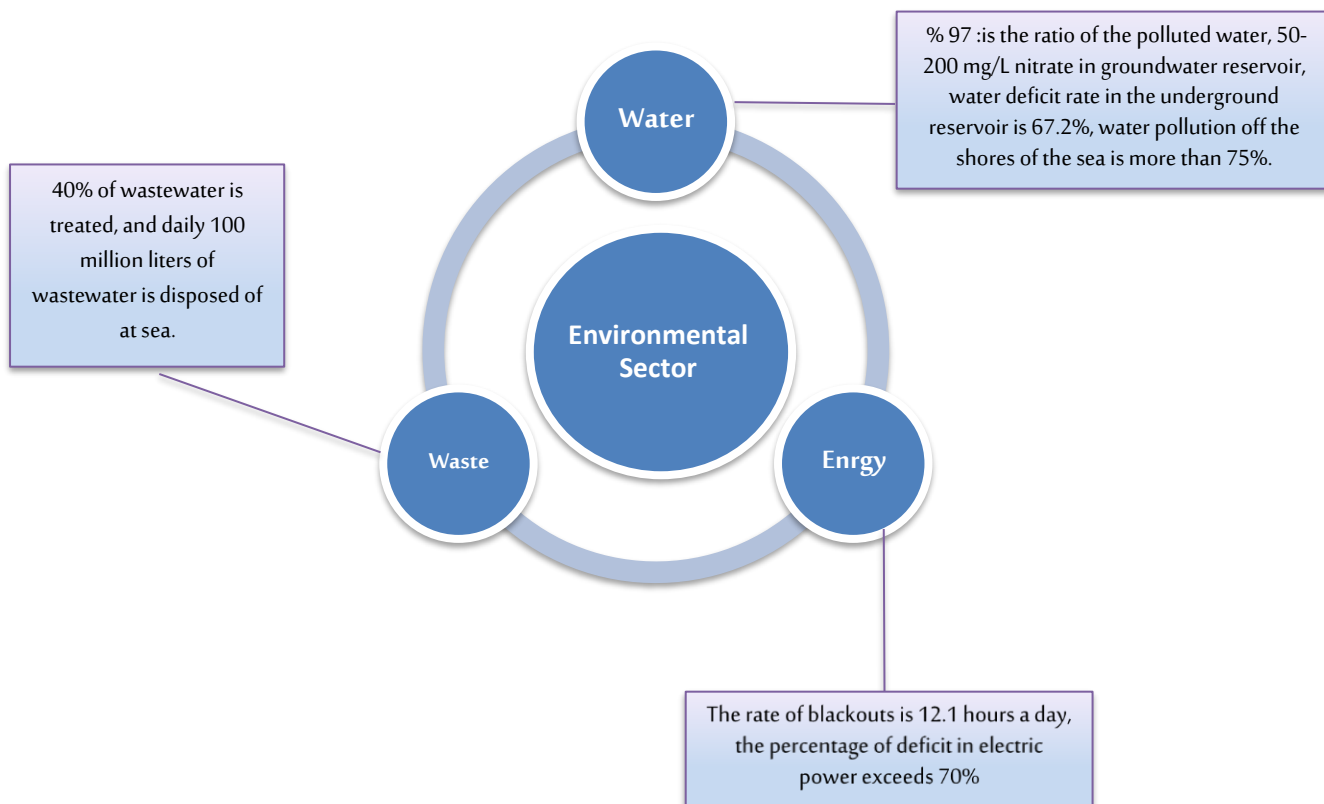
⇒ **The Most Important Achievements of the Associations and some of the Donor Institutions in the Field of Technology 2019**

Project	Number	Project	Number
Providing computers and technical teaching aids	10	Providing computers and technical means for humanitarian institutions	10
Supporting e-government projects	9	Development and scientific research	2
Computerized systems development	12		

⇒ **The Most Important Areas of Intervention Required in the Field of Technology**

Technology investment in creating job opportunities	Supporting e-government projects	Promote the safe use of communications and information technology
Linking scientific research with national development priorities	Increase access to technology	Technical training
Database development	Promote scientific research in the field of communications and information technology	Develop standard systems and monitor their operation

# Environmental Sector



**In the Gaza Strip, the unsustainable water, sanitation and hygiene (WASH) situation exacerbated by the longstanding blockade has been compounded by the 2014 conflict”.**

*United Nations Office for the Coordination of Humanitarian Affairs- OCHA, 2019*

## ➤ Water

Protocol on Water and Health 1992 European Convention	Parties shall take appropriate measures to provide access to potable water and sanitation and to protect water resources used as sources of drinking water from pollution.
2030 Global Sustainable Development Goals	Goal (6): Ensure that water and sanitation services are available to all.
The National Goal	Objective (8.3): The Palestinian water and sanitation sector should be more organized and capable of securing the water rights of citizens and achieving equitable distribution of all uses.

## ⇒ Water Reality

### – Comparative key indicators <sup>(52)</sup>

No	Item	Gaza Strip (56)(55)(54)(53)(2)	Israeli Occupation (109)(96)(95)(87)(79)
1	Per Capita Daily Consumption (liters / person / day)	88.3	<704.11
2	Water Pollution Ratio	97%	30%
3	Water pollution off the shores of the sea	75%	33.3%
4	Chloride Percentage (mg / l)	<2500-250	256-223
5	Nitrate Percentage in Groundwater storage (mg / L)	200-50	45
6	Average efficiency of water network distribution	<65%	
7	Number of Wells	<10,000	<1,000
8	Wells that are Still Destroyed	<534	
9	Water Losses (million cubic meters)	35	53.33

### – Local Indicators for the Water Field in Gaza Strip

Head of the Artificial Kidneys' Department at Gaza's Al-Shifa Hospital, Dr. Abdullah Al- Qishawi. 2019	The water of the Gaza Strip contains a high percentage of nitrates and chloride, and it is considered one of the causes of kidney failure in the Gaza Strip".
--	---

### – Water Balance

No	Item	Value
1	Water Needs (1 million cups) <sup>(54)</sup>	<250
2	Avg. Amount of Rainwater Fed to the Aquifer (1 million cups) <sup>(54)</sup>	<78
3	Water Deficit in the Groundwater Reservoir <sup>(54)</sup>	<67.2%
4	Quantity of Water Imported from the Israeli Occupation Companies (1 million cups) <sup>(55)</sup>	<11.54
5	Quantity of Water Produced by Desalination Plants (1 million cups) <sup>(55)</sup>	<4.4

### – Means of Families in disposal of wastewater <sup>(53)</sup>

No	Item	Rate
1	Sewage Network	%80
2	Absorbent hole	%20

### – Water use (m3 million/year)

No	Item	Value (1 million cups)
1	Household water use <sup>(55)</sup>	99.06
2	Agricultural water use <sup>(2)</sup>	97

### – Major problems in the field of wastewater

No	Item	Rate
----	------	------



1	Lack of Sewage Network <sup>(53)</sup>	20%
2	Old Network <sup>(54)</sup>	10%
3	Unserved areas <sup>(54)</sup>	10%
4	Poor efficiency of treatment plants <sup>(53)</sup>	30%
5	Other <sup>(54)</sup>	3.5%

Al-Mezan Center for Human Rights, 2019

The continuation of the water crisis in the Gaza Strip has dire consequences and threatens the lives of the residents.

### ⇒ The Most Important Achievements of Associations and Some Donor Institutions in the Field of Water 2019

Project	Number	Project	Number	Project	Number
Construction of wells and a desalination plant	72	Filtration, collection and drainage of rain water	15	Sewage treatment unit	4
Providing water tanks	3	Central desalination plants	2	Providing fuel or solar energy for desalination plants	4
Water distribution vehicles	3	Rehabilitation of water units and networks	19	Water quality	3

### ⇒ The Most Important Areas of Intervention Required in the Field of water

Desalination plants	Water transmission line between north and south	Rainwater harvesting and groundwater recharge	Establishing and developing the basic infrastructure for water and wastewater networks
Seawater desalination	Sewage treatment plants		
Design and implement training programs for workers in the water sector	Apply quality standards	Rehabilitation and development of wells	Preparation of hydrological studies

## ➤ Energy

The Office of the High Commissioner for Human Rights	Permanent sovereignty over natural resources: The right of people and nations to permanent sovereignty over their natural wealth and resources must be exercised in the interest of their national development and the well-being of the people of the State concerned.
2030 Global Sustainable Development Goals	Goal (7): Ensuring affordable access for all to modern, reliable and sustainable energy services.
The National Goal	Objective (2.8): Energy secured to the consumer in enough quantities at reasonable prices and with technical and environmental specifications that meet international standards.

## ⇒ Energy Reality

### – Key Compared Indicators

No	Average Family Consumption of Energy	Gaza Strip (57)(51)	West Banl (57)(51)	West Bank & Gaza (57)(51)	Israeli Occupation (33)(105)(81)(80)
1	Electricity (kilowatt hours)	265	328	306	21,909.73
2	LPG (Kg)	14	26	22	33.3
3	Kerosene	12	28	21	335.19
4	Fuel (Liter)	42	115	95	458
5	Diesel (Liter)	69	160	149	363
6	Families with Solar Water Heater	<42.4%	<63.4%	<55.3%	90%

### – Local Indicators for the Gaza Strip

No	Item	Value
1	Electricity Needs in Megawatts <sup>(58)</sup>	450-600
2	Average Electrical Power Available (Megawatts) <sup>(58)</sup>	205
3	Electricity Deficit (Megawatts) <sup>(58)</sup>	300-450
4	Avg. Monthly Fuel Need for Gaza Power Plant (million liters) <sup>(58)</sup>	17.4
5	Avg. Imported Fuel per Month (million liters) <sup>(58)</sup>	12.4
6	Avg. Monthly Deficit of Fuel (million liters) <sup>(58)</sup>	5
7	Annual gas requirement in tons <sup>(115)</sup>	91,250
8	Total gas imported annually (Tons) <sup>(43)</sup>	70,210
9	Annual gas deficit <sup>(59)(43)</sup>	23.06%

United Nations Office for the Coordination of Humanitarian Affairs- OCHA, 2019	The rated current is 11.9 hours / day, and the rated current is 12.1 hours / day. Electricity supply rate in Gaza Strip reached 11.9 hours a day, while power blackout rate is 12.1 hours a day.
--	--

### – Available Quantities of Petroleum During the Year 2019 <sup>(59)(43)</sup>

No	Item / Liter	Quantities Received	Total Need	Shortage	Covering
----	--------------	---------------------	------------	----------	----------

1	Fuel	38,000,000	'78,445,113	40,445,113	48.44%
2	Diesel	141,000,000	'156,890,226	15,890,226	89.87%
3	Kerosene	150,000	'1,307,419	1,157,419	11.47%
4	Gas / ton	70,210	91,250	21,040	76.94%
5	Industrial Solar	140,000,000	'199,371,744	59,371,744	70.22%
6	Average	79,857,710	'109,101,682	29,243,972	73.19%

**Al-Mezan Center for Human Rights, 2019** An increase in the percentage of the deficit in electric power in the Gaza Strip during 2019 to 70%.

⇒ **The Most Important Achievements of the Associations and some of the Donor Institutions in the Field of Energy 2019**

Project	Number	Project	Number	Project	Number
Secure Lighting	6	Solar energy projects	30	Providing generators and fuel tanks	9
Rehabilitation of the electricity grid	12	Provision of fuel for the electric generators	4		

⇒ **The Most Important Areas of Intervention Required in the Field of Energy**

Gas field development on the Gaza coast	Rehabilitation and development of the power plant	Rehabilitation of the electricity network
Gas line to operate the generation plant	Connecting with the Occupation on the Effort of 161 kV	Linking the Eight with the Egyptian side of 220 kV
Production of alternative energy sources	Alternative energy projects	advocacy to solve the electricity crisis
Providing energy for farmers and small business owners	Providing home subscriptions for low-income people	Building fuel tanks for generating stations
Providing electricity generators	Secure Lighting	

➤ **Waste**

**United Nations Conference on the Environment in 1979** Article (1): A person has a fundamental right to a dignified living conditions, in a quality environment that allows him to lead a dignified life. Human beings have a sacred responsibility to protect and improve the environment for the benefit of present and future generations.

<b>2030 Global Sustainable Development goals</b>	Target (3.6): Stop the dumping of hazardous wastes and chemicals and minimize their leakage, halve the proportion of untreated sewage, increase recycling and safe reuse globally
<b>The National Goal</b>	Objective (4.8): A less polluted Palestinian environment, a cultural heritage and a natural environment that are protected and managed in a more sustainable manner.

## ⇒ Reality of Waste

### – Key Compared Indicators

No	Item	Gaza Strip (56)	Israeli Occupation (110)(96)(79)(4)
.1	Disposal of wastewater in valleys and agricultural land (Cup/Day)	20,000	<1,757,888.12
.2	Disposal of wastewater in sea (Cup)	100,000	
.3	Wastewater Disposal along the coast i, in valleys and agricultural land (Cup/day)	150,000	
.4	Random Disposal of Industrial and Municipal Waste (ton/day)	300	<14,794.52
.5	Chronic oil spill	no monitoring security conditions.	
.6	Oil spill incidents	no monitoring security conditions.	
.7	Intensive use of Pesticides and Chemical Fertilizers (Ton)	Very high	° 7.5-6
.8	Percentage of wastewater that has been treated	40%	93%

Water Officer in Coastal Municipalities Water Utility, Muhammad Abu Shammala, 2019

"Sewage water in the Gaza Strip is a real disaster, affecting 2 million people over a geography of 365 km<sup>2</sup>, which means an enormous population density"

### – Important local indicators

#### – Methods of solid waste disposal and management <sup>(115)(56)</sup>

No	Item	Rate
1	Local authority (including solid waste boards)	%85
2	No waste collection service	%5
3	UNRWA	%10

#### – Method of dealing with solid waste immediately after its collection and treatment <sup>(56)</sup>

No	Item	Number	Rate
1	Random disposal by local bodies	300 ton /day	19.35%
2	Random disposal by individuals	50 ton /day	3.23%
3	Landfills in certified sanitary landfills	1,200 ton /day	77.4%2

## ⇒ The Most Important Achievements of Associations and some Donor Institutions in the Field of Waste Disposal 2019

Project	Number	Project	Number	Project	Number
Waste recycling	3	Provision and maintenance of garbage containers	10	Environmental rehabilitation of polluted areas	11
Providing cleaning services	12	The discharge of wastewater	8	Waste treatment plants	2
Wastewater treatment plants	3				

⇒ **The Most Important Areas of Intervention Required in the Field of Waste Disposal**

Wastewater treatment plants	Solid waste recycling	Improving liquid, solid and hazardous waste management systems
Biological pest control	Waste containers and landfills	Reducing the population's exposure to harmful substances and insects
Environmental awareness and education	Rehabilitation Wadi Gaza	Methane production from solid waste

## References

- 1- **Ministry of the Interior-General Directorate of Civil Status.** *Civil registry of the population, 2019.* Gaza. 2019.
- 2- **Palestinian Central Bureau of Statistics.** *Palestine Statistical book 2019.* Ramallah. 2019  
<https://www.pcbs.gov.ps>.
- 3- **Palestinian Central Bureau of Statistics.** *Palestinian at the end of 2019,* December. 2019  
<https://www.pcbs.gov.ps>.
- 4- **Israel Central Bureau of Statistics.** *Statistical Summary of Israel 2019.* Tel Aviv. 2019.  
<https://www.cbs.gov.il>
- 5- **World Bank.** *World Bank database.* 2016 & 2017 & 2018 & 2019  
<http://data.albankaldawli.org/indicator>.
- 6- **Palestinian Ministry of Education.** *Ministry of Education Data Form, Gaza,* 2019.
- 7- **Palestinian Ministry of Education.** *Statistical Yearbook for Education for the year 2018/2019.* Ramallah. 2019 <https://www.mohe.ps>
- 8- **Palestinian Ministry of Education.** *Statistical Yearbook for the year 2019/2020, Gaza,* 2019  
<https://www.mohe.ps>
- 9- **United Nations Development Program.** *human development report indices and indicators 2019*  
<https://hdr.undp.org>
- 10- **Palestinian Central Bureau of Statistics,** *Press release on the occasion of the International Day of Disabled Person,* Ramallah 2019 <https://www.pcbs.gov.ps>.
- 11- **Palestinian Central Bureau of Statistics,** *Press release on the occasion of the International Day of Literacy,* Ramallah 2019 <https://www.pcbs.gov.ps>.
- 12- **Palestinian Ministry of Health** .*Ministry of Health Data Form.*2019. 2019.
- 13- **Palestinian Ministry of Health.** *Ministry of Health Annual Health Report: 2018 & 2019 ,*Ramallah. 2019.  
<https://www.moh.gov.ps>.
- 14- **Palestinian Central Bureau of Statistics.** *Persons with Disabilities Survey, 2011.* Ramallah. 2011 .  
<https://www.pcbs.gov.ps> .
- 15- **Palestinian Ministry of Health.** *Ministry of Health Annual Health Report, 2019.* Gaza. 2019.  
<https://www.site.moh.ps>.
- 16- **Palestinian News and Information Agency -WAFA.** *Palestinian National Information Center Wafa,* 2019. Gaza. 2019. <https://info.wafa.ps>.
- 17- **Commission of detainees and ex-detainees' affairs.** *Commission of detainees Data Form,* 2019.
- 18- **Ministry of Development and Social Affairs.** *Ministry of Development and Social Affairs Data Form,* 2019. Gaza
- 19- **Ministry of Development and Social Affairs.** *Orphan Report in the Office of the Ministry of Social Affairs - Gaza Strip, 2016.* Gaza <https://www.mosa.gov.ps>
- 20- **Technology Educational Center - Website,** 2000. Ramallah. 2000.
- 21- **United Nations Office for the Coordination of Humanitarian Affairs in the Occupied Palestinian Territories (OCHA).** The "OCHA" website. 2019 . <https://www.ochaopt.org>
- 22- **Palestinian Central Bureau of Statistics.** *Social and Economic Conditions Monitoring Survey 2018.* Ramallah. 2019 <https://www.pcbs.gov.ps>

- 23- **Ministry of National Economy.** *The humanitarian and economic crisis in the Gaza Strip.* Gaza. 2016  
<https://www.mne.ps>.
- 24- **Ministry of Public Works and Housing.** Ministry of Public Works and Housing data form, 2019. Gaza. 2019  
<https://www.pcbs.gov.ps>
- 25- **Palestinian Central Bureau of Statistics.** *Palestine in numbers, March 2019.* Ramallah. 2019  
<https://www.pcbs.gov.ps>
- 26- **Palestinian Central Bureau of Statistics.** *Industrial Survey, 2019,* Ramallah. 2020  
<https://www.pcbs.gov.ps>
- 27- **Palestinian Central Bureau of Statistics.** *Distribution of localities according to the availability of a sewage network in 2015.* 2015 <https://www.pcbs.gov.ps>
- 28- Ministry of culture, *Ministry of culture Data form, 2019, Gaza.* 2019.
- 29- **Palestinian Central Bureau of Statistics.** *Distribution of localities according to the entity responsible for the solid waste collection service, 2015.* 2015 <https://www.pcbs.gov.ps>
- 30- **Palestinian Central Bureau of Statistics.** *Number of animal and mixed holdings in Palestine by type of holding and governorate, 2012/2013.* 2013 <https://www.pcbs.gov.ps>
- 31- **Palestinian Central Bureau of Statistics.** *Number of agricultural machines in Palestine by type of possession and governorate, 2012/2013.* 2013 <https://www.pcbs.gov.ps>
- 32- **Ministry of Agriculture and Rural Development in Israel - Statements.** 2019 <https://www.moag.gov.il/>
- 33- **Palestinian Central Bureau of Statistics,** General Administration of Geographical Statistics, Department of Natural Resources Statistics. *Renewable Energy in Palestine in 2015.* 2015. <https://www.pcbs.gov.ps>
- 34- **Ministry of Endowments and Religious Affairs.** *Ministry of Endowments and Religious Affairs Data form 2019, Gaza.* 2019.
- 35- **Christian Islamic Organization for the Victory of Jerusalem and the Holy Places.** *Percentage of Christians in Palestine, 2018.* <https://www.elquds.org>.
- 36- **House of the Holy Quran and Sunnah.** *House of the Noble Qur'an and Sunnah House Data Form,* 2019. Gaza. 2019
- 37- **Palestinian Ministry of Labor.** *Ministry of Labor data form, 2019.* Gaza. 2019
- 38- **Palestinian Central Bureau of Statistics.** *Annual Report of the Labor Force Survey, April 2020.* Ramallah. 2020. <https://www.pcbs.gov.ps>
- 39- **Ministry of Planning and Administrative Development.** *National Strategic Plan for Civil Service 2017-2022.* Ramallah, 2017. <https://www.gpc.pna.ps>
- 40- **Palestinian Central Bureau of Statistics.** *Survey of Violence in Palestinian Society, March 2012.* Ramallah. 2012 <https://www.pcbs.gov.ps>.
- 41- **International Labor Organization.** *Report the end of child labor by 2025.* 2018. <https://www.ilo.org/childlabour>.
- 42- **Palestinian Center for Human Rights, PHCR.** *Status Report of Crossings 2019.* Gaza. 2019  
<https://www.pchrgaza.org>
- 43- **United Nations Office for the Coordination of Humanitarian Affairs in the Occupied Palestinian Territories "OCHA".** *Report on the operational status of the Gaza crossings.* 2019.  
<https://www.ochaopt.org>.

- 44- **Palestinian Central Bureau of Statistics.** *The performance of the Palestinian economy, May 2020.* Ramallah. 2020. <https://www.pcbs.gov.ps>.
- 45- **Palestinian Central Bureau of Statistics.** *Monitored Foreign Trade Statistics for Goods and Services, October 2019.* Ramallah. 2019 <https://www.pcbs.gov.ps>.
- 46- **Palestinian Monetary Authority.** *Estimating economic forecasts for the year 2020.* Ramallah. 2020. <https://www.pma.ps>.
- 47- **Palestinian Ministry of Agriculture,** *Ministry of Agriculture data form 2019,* Gaza, 2019
- 48- **Palestinian Central Bureau of Statistics.** *Agricultural Census of the Palestinian Territories 2010,* Ramallah, 2010. <https://www.pcbs.gov.ps>.
- 49- **Office for the Coordination of Humanitarian Affairs of the United Nations, OCHA.** *The Humanitarian Affairs Monitor Report 2010.* <https://www.ochaopt.org>
- 50- **Palestinian Central Bureau of Statistics.** *Household Survey of Information and Communication Technology, 2020.* Ramallah. 2020. <https://www.pcbs.gov.ps>.
- 51- **Palestinian Central Bureau of Statistics.** *Palestine Statistical Yearbook, December 2018.* Ramallah. 2018 <https://www.pcbs.gov.ps>.
- 52- **Palestinian Central Bureau of Statistics.** *Palestine Statistical Yearbook, December 2017.* Ramallah. 2017. <https://www.pcbs.gov.ps>.
- 53- **Coastal Municipalities Water Authority.** *Strategic Plan 2018-2024,* Gaza. 2019.
- 54- **Water Authority.** *Water Authority Questionnaire 2018.* Gaza, 2018.
- 55- **Water Authority (project management).** *General Administration of Water Resources. June.* Ramallah. 2019.
- 56- **Environmental Quality Authority.** *Environmental Quality Authority data form 2019.* Gaza. 2019.
- 57- **Palestinian Central Bureau of Statistics.** *Household Energy Survey, July 2015.* Ramallah. 2015. <https://www.pcbs.gov.ps>
- 58- **Energy and Environmental Resources Authority.** *Energy and Environmental Resources Authority Data Questionnaire 2019.* Gaza. 2019.
- 59- **Association of Petroleum Companies Owners - Gaza.** website. Gaza. 2019. <https://www.ppga.ps>.
- 60- **Ministry of National Economy.** *The ration report for the Gaza Strip, 2017.* Gaza. 2017.
- 61- **Palestinian Ministry of Health.** *Report of the Israeli attacks on the participants in the return marches 2019.* Gaza. 2019. <http://www.moh.gov.ps/portal/>
- 62- **Ministry of Youth and Sports.** *Ministry of Youth and Sports data form 2019,* Gaza, 2019.
- 63- **Israeli Central Bureau of Statistics.** *Official Website.* Tel Aviv. 2019 <https://www.cbs.gov.il>.
- 64- **Prisoners Center for Studies.** *Health in Israel, 2019.* 2019. <https://cutt.us/fxkoe>
- 65- **World Health Organization.** *World Report on Disability 2011.* <https://www.emro.who.int>.
- 66- **Arab Monetary Fund.** *Arab Economic Outlook Report 2019.* <https://www.amf.org.ae/ar>
- 67- **The World Bank Group.** *Poverty.* 2020. <https://www.worldbank.org>
- 68- **United Nations, Economic and Social Commission for Western Asia "ESCWA".** *The Arab Report on Multidimensional Poverty.* Beirut. 2017. <https://www.unescwa.org>
- 69- **The World Bank Group.** *Measuring Poverty in the Middle East and North Africa: Data Update and Remaining Challenges.* 2018, <https://www.worldbank.org>



- 70- **The Israeli Center for Information and Cultural Studies.** *Theaters in Israel for the year 2018.*  
<http://www.edusystems.co.il/mainsite.asp>
- 71- **International Monetary Fund - Website.** 2019. <https://www.imf.org/external/arabic/index.htm>
- 72- **Israeli Central Bureau of Statistics.** *Muslims in Israel - Eid al-Adha 2019-2019.* <https://www.cbs.gov.il>
- 73- **Wikipedia-** the free encyclopedia. <https://ar.wikipedia.org>
- 74- **Israeli Central Bureau of Statistics.** *Christians in Israel - Christmas 2019.* Israel. 2019.  
<https://www.cbs.gov.il>
- 75- **Israeli Central Bureau of Statistics.** *Families, by family size, religion, and population.* Israel. 2020.  
<https://www.cbs.gov.il>
- 76- **Ministry of Justice, Commission for Equal Rights for Persons with Disabilities.** *Persons with disabilities in Israel in 2019.* Israel. 2019. <https://www.gov.il>
- 77- **Educational Technology Center.** *The Book of Israel, Human and range.* 2019.  
<https://school.kotar.cet.ac.il/>
- 78- **International Labor Organization.** *International Labor Organization statistics and data, global unemployment and labor force participation, 2019.* 2020 [www.ilo.org/global](http://www.ilo.org/global)
- 79- **Knesset, Research and Information Center.** *Water economy in Israel.* Key Issues 2018. 2019  
<https://main.knesset.gov.il>
- 80- **Knesset.** *Description and analysis of the change in the prices of gasoline and its components in Israel and European countries.* Tel Aviv. 2019. <https://main.knesset.gov.il>
- 81- **Israeli Ministry of Energy.** *Liquefied Petroleum Gas 2018-2019.* <https://www.isragas-ofek.co.il/ar/news/8>
- 82- **Anadolu Agency.** *They were mosques that Israel turned into temples for 2020.* 2020.  
<https://cutt.us/LOHz7>
- 83- **Israeli Central Bureau of Statistics.** *Indicators of Quality of Life, Sustainability and National Resilience 2018.* Israel. 2019. <https://www.cbs.gov.il>
- 84- **Central Intelligence Agency.** *The World Factbook, Israel 2019.* 2019. <https://www.cia.gov/index.html>
- 85- **National Insurance Institute.** *Dimensions of Poverty and Social Inequalities - Annual Report 2018.* Tel Aviv. 2020. <https://www.btl.gov.il>
- 86- **Globus website.** Israel. 2019. <https://www.globes.co.il>
- 87- **National Insurance Institute - Website.** 2018. <https://www.btl.gov.il>
- 88- **Palestinian Central Bureau of Statistics.** *Survey of the impact of the Israeli aggression on the Gaza Strip in 2014 and the socio-economic conditions of Palestinian families.* Ramallah 2014.  
<https://www.pcbs.gov.ps>
- 89- **Arab48 website - Jerusalem.** 2019. <https://www.arab48.com/>
- 90- **Times of- Website - Israel.** 2016. <http://ar.timesofisrael.com/>
- 91- **Fanack website.** water electronic - Israel. 2016. <https://water.fanack.com>
- 92- **Calcalist, Israel,** 2013, <https://www.calcalist.co.il>
- 93- **The Marker Website - Israel,** 2016. <https://www.themarker.com>
- 94- **The Israeli Davar Newspaper - Israel.** 2015. <https://www.davar1.co.il/>
- 95- **Israeli Central Bureau of Statistics.** *Statistical Summary 2015.* Israel. 2015. <https://www.cbs.gov.il>

- 96- **Israeli Central Bureau of Statistics**. *Brochure No. 167 2019*. Israel. 2019. <https://www.cbs.gov.il>
- 97- **Sasapost - Website**. 2016 AD. <https://www.sasapost.com>
- 98- **United Nations Population estimates & projection**. *World population prospects 2019*.  
<https://population.un.org/wpp/>
- 99- **United Nations Population estimates & projection**. *Median Age of Population 2019*.  
<https://population.un.org/wpp/>
- 100- **World Health Organization**. *Innovation, Information, Evidence & Research (IER) 2016*.  
<https://www.unpopulation.org>
- 101- **Pew Research Center**. *Religion and living arrangements around the world DEC. 12,2019*.  
<https://cutt.us/XxZOG>
- 102- **ITU**. *Measuring digital development: Facts and figures*. 2019.  
<https://www.itu.int/en/Pages/default.aspx>
- 103- **World Health Organization**. *State of world's nursing 2020*. <https://www.emro.who.int>
- 104- **Aquastat** .countries, regions, Israel.2008 <https://cutt.us/ux70s>
- 105- **U.S. Energy Information Administration**. *Data*. 2017. <https://cutt.us/4UyIO>
- 106- **Unescwa**, *Disability in Arab region*. 2018. <https://www.unescwa.org>
- 107- **Jewish Virtual Library**. *Minority Communities in Israel: The Christian Communities of Israel 2018* .2019.  
<https://www.jewishvirtuallibrary.org/>
- 108- **PCBS**. *The number of operating churches in Palestine 2011*. <https://www.pcbs.gov.ps>
- 109- **Water authority**. *Reduction of Water loss in municipal water supply systems*. State of Israel. 2015.
- 110- **The Ministry of Environment in Israel-Website**.2020. <https://www.gov.il/he>
- 111- **Worldometer-Website**.2020. <https://www.worldometers.info/>
- 112- **PCBS**. *Number of local TV stations by region and governorate, 2012-2017*.2017 <https://www.pcbs.gov.ps>
- 113- **Al-Sharq newspaper-website**.2020. <https://al-sharq.com/>
- 114- **Ministry of labor,social affairs and social services-website**.2019.  
<https://www.gov.il/he//departments/molsa>
- 115- **Environmental Quality Authority**. *The Environmental Status of the Gaza Strip 2016*.2016.

### Legal References:

1. **United Nations Human Rights Office of the High Commissioner**. International Covenant on Economic, Social and cultural rights. Human rights instruments 1966. [Citation: 1 5, 2019.] <http://www.ohchr.org>
2. **United Nations Office of the High Commissioner for Human Rights**. The Assembly the Universal Declaration of Human Rights. 1948. Web site. [Citation Date: 1 5, 2019.] <http://www.ohchr.org>
3. **United Nations Office of the High Commissioner for Human Rights**. Declaration on the Rights of peasants and other people working in rural areas. 2013. Web site. [Citation Date: 1 5, 2019.] <http://www.ohchr.org>
4. **UNESCO**. **European Convention on Human Rights**. Protocol on water and Health to the 1992 European Convention. The Website. 1992. [Citation Date: 1 5, 2019.] <Http://www.echr.coe.int>
5. United Nations Environment. United Nations Conference on the Environment in 1979. 1979. Web site. [Citation Date: 1 5, 2019.] <http://www.un.org>.

### References to sustainable goals and national targets:

1. **The Palestinian Ministry of Planning and Administrative development.** National Development Plan 2014-2016: nation-building and the embodiment of sovereignty. Ramallah: 2014.  
[Http://www.palestineconomy.ps](http://www.palestineconomy.ps).
2. **The Palestinian Ministry of Planning and Administrative development.** National Policy Agenda 2017-2022: Citizen First. Ramallah: 2016. [Http://www.palestineconomy.ps](http://www.palestineconomy.ps).
3. **United Nations.** Global sustainable Development Goals 2030. The Web site. 2015. [Citation date: 1 5, 2019.] [Http://www.un.org/sustainabledevelopment](http://www.un.org/sustainabledevelopment).
4. **United Nations. Global Sustainable Development Goals Report 2030. 2019**  
<https://www.un.org/sustainabledevelopment>

## References to required interventions:

- 1- **United Nations Relief and Works Agency for Palestine Refugees,** occupied Palestinian territory emergency appeal 2019. Oman: 2019. <https://www.unrwa.org>
- 2- **United Nations Qatari team in the occupied Palestinian territories.** Gaza in 2020 will it be a habitable place to live? <https://www.unsco.org>
- 3- **The Palestinian Ministry of Planning and Administrative development.** National Development Plan 2014-2016: nation-building and the embodiment of sovereignty. Ramallah: 2014.  
[Http://www.palestineconomy.ps](http://www.palestineconomy.ps).
- 4- **The Palestinian Ministry of Planning and Administrative development.** National Policy Agenda 2017-2022: Citizen First. Ramallah: 2016. [Http://www.palestineconomy.ps](http://www.palestineconomy.ps).
- 5- **The Association of Gazze Destek.** The Gaza Strip humanitarian intervention plan, 2020. Istanbul: 2020.  
<http://www.gazzedestek.org>
- 6- **OCHA.** Humanitarian Response Plan 2019. Jerusalem: 2019. <https://www.ochaopt.org>.
- 7- **United Nations.** Global sustainable Development Goals 2030. The Web site. 2015. [Citation date: 1 5, 2019.] [Http://www.un.org/sustainabledevelopment](http://www.un.org/sustainabledevelopment).
- 8- Sectoral needs mentioned in the reports of the relevant ministries (mentioned in the above References Page).

## Information codes

\* 2010-2011    v 2012    ^ 2013    . 2014    ` 2015    ° 2016    ' 2017    < 2018