

ANNUAL REPORT



The Humanitarian Situation of Gaza Strip 2018



2019-1441

REALITY ... ACHIVMENTS ... NEEDS



© Septemeper 2019 - 1441

The Report on the Humanitarian Situation in Gaza Strip 2018 Reality ... Achievements ... Needs

Gazze Destek Association GDD

Address:	Akşemsettin Mah. Akdeniz Cad. Hakperest sk. No:16 Daire:18 / Fatih - İSTANBUL
Tel/fax :	0090212 6217973
Mobile :	00905522444320
Web site :	www.gazedestek.org
E-Mail :	Info@gazedestek.org
Facebook :	www.facebook.com/gazedestek.org

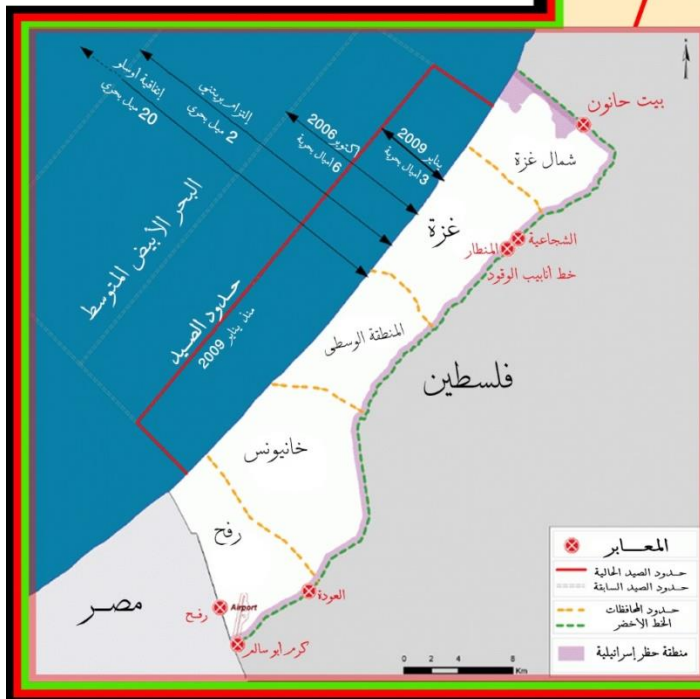


Table of Contents

Content	Page
Map of Palestine	3
About GDD	5
Introduction	6
Summary of the Humanitarian Crisis	7
Fields of the Humanitarian Situation	8
The Social Sector	9
Demography	10
Education	11
Health	13
Family	16
Poverty	18
Housing	20
Culture and Religious Affairs	22
The Economic Sector	24
Employment and Unemployment	25
Crossing	27
Commodity and Service Production	29
Agriculture	32
Technology	34
The Environmental Sector	36
Water	37
Energy	39
Waste	41
References	42

About Gazze Destek Association GDD

Origin and Development:

Based on the recommendations of the International Forum in support of Gaza following the Israeli aggression on the Gaza Strip in the summer of 2014, and as a result of the continued suffering of the two million Palestinians living under siege since 2006, and because Palestinian issue have a great importance to the Turkish community, especially the Gaza Strip, and the support on an ongoing basis of humanitarian initiatives to alleviate this suffering. For all the above reasons, a group of experts and humanitarian workers were engaged in Turkey to establish the Gazze Destek Association (GDD) in Istanbul to coordinate the efforts of all the donors to actively contribute in meeting humanitarian and development needs of the Gaza Strip.

Our Vision:

Gazze Destek Association GDD is a leading humanitarian organization seeking to improve the quality of human life in the Gaza Strip.

Our Message:

Gazze Destek Association GDD is a Turkish association that aims to contribute effectively to meet the humanitarian and development needs of the Palestinian community in the Gaza Strip based on scientific basis through humanitarian participatory interventions that adhere to transparency, integrity, humanitarian principals, and local and international laws.

Our Values:

- **Empowering:** Empower human by promoting his self-reliance to manage his life affairs.
- **Justice:** Adoption of fair standards in human assistance, regardless of color, race, belief or affiliation.
- **Collaboration:** Joint work promotes coordination and integration between the parties and maximizes the usage of resources.
- **Professionalism:** Adoption of professional and innovation as the basis for all our projects to maximize the impact of our services on the community.

Our Goals:

- Effective contribution in the provision of humanitarian and development needs of the Gaza Strip.
- Contribute to the coordination and integration of humanitarian and development efforts for Gaza Strip.
- Improve the performance of humanitarian associations in the Gaza Strip, including maximizing the impact of funding.

Areas of work:

- **Human Development:** Economic Empowerment, Social development, Healthcare, Education.
- **Humanitarian response:** Relief and emergency, Recovery, Seasonal needs.
- **Human sustainability:** Institutional quality performance, Coordination and Integration, Transparency and Integrity.

Introduction

During 2018, the Israeli occupation authorities continued to impose a strict siege and restrictions on the freedom of movement of people and goods and merchandises in Gaza Strip, while the blockade imposed on them continued for the 13th consecutive year, and restrictions were tightened on all the surrounding crossings.

As a result, serious indicators have emerged in the humanitarian situation of the population of the Gaza Strip, and their economic and social situation has deteriorated as a result of the serious and long-term effects of blockade policies and restrictions on the movement of individuals and goods, and in this difficult situation, the annual report of the humanitarian situation continues to be issued to describe this tragic reality in various sectors and fields and the level of what is being achieved despite that blockade and proposes the areas of intervention required to serve as a guide for donors and for all those who want to contribute to alleviating the suffering of the Palestinian people in Gaza Strip.

The report's preparatory team has made a great effort, adopting a rigorous scientific methodology for the development of this report based on the following:

- To develop the classification of the sectors and fields of the humanitarian situation by revising the proposed models of the global sustainable development goals and adapting them to the conditions of Gaza Strip, where emphasis has been placed on areas of work rather than category of classification (youth, Women, children, persons with disabilities...), because it's included in these areas.
- To mention only the facts and figures that have reliable or official sources until the end of 2018 without commenting on them in this version of the report and leaving its analysis and reading to each institution according to its methodology in the analysis.
- Just citing facts and figures from reliable or official sources up to the end of 2017 without commenting on them in this version of the report, leaving their analysis to each organization according to its methodology in the analysis.
- To limit the humanitarian interventions of civil society organizations and some donors in Gaza Strip for the year 2018 by what these associations have published on their websites or published in daily newspapers.
- identify priorities for humanitarian intervention through the revision of international humanitarian laws, global sustainable development goals, national development plans and humanitarian intervention plans for international and foreign organizations.

Through this report, we are laying a solid foundation on which the expertise of humanitarian organizations can be built upon and progressively developed within the framework of knowledge management and documentation, as we expect everyone with expertise in this field to make a valuable contribution to this report through the E-mail mentioned at the beginning of the report, that represents a necessary and urgent step on our way towards the advancement of humanitarian action together.

We also look to all relevant actors, in their respective fields of competence, to take advantage of this report in implement humanitarian interventions to alleviate the suffering of the Palestinian people in Gaza Strip and to contribute to the improvement of the sustainable livelihood of human beings on their own land, so that Gaza can be livable because it deserves to live.

Summary of the Humanitarian Crisis in the Gaza Strip

The land, sea and air blockade of Gaza Strip continues in its thirteenth year, which has negatively impacted all aspects of the economic, social and environmental life in Gaza Strip, and 2.13 million Palestinians living in humanitarian conditions that are considered the worst in the world according to estimates by international institutions, which the residents of the Gaza Strip were summoned to go out on March 30 in peaceful marches to demand their right to end the siege and return to their homes, the occupation met these marches with excessive force, leaving 270 martyrs and 30,714 injured and destroying and damaging nearly 1,203 houses during the first year of these marches, that added new suffering and worsen the humanitarian crisis of the population of the Gaza Strip during 2018, and the indicators of human suffering in various aspects have increased as described as follows:

-Israeli aggression: 4 devastating and diverse attacks during 13 years of the siege that left more than 4,631 martyrs and 52,140 injured and destroyed and damaged approximately 293,702 homes which is 77.36% of the total housing units, including 1,203 during the march of return.

-Demography: Population 2.135 million, living in 5 governorates, of which 66.2% are refugees divided into 8 refugee camps.

-Education: 428 schools operate two shifts, the average rate of students per primary section 39.5 students and 38.8 students per secondary section, 513,758 needy students, although the rate of illiteracy in the Strip is the lowest in the Arab World 3%.

-Health: The number of medical referrals abroad 30,867, shortages in medicines 46.2%, the medical consumables 27.3%, laboratory materials by 58%, broken devices 350, patients with cancer 8,515, and per 100,000 inhabitants there are 635 chronic patients, and 1,063 infected With infectious disease, number of delayed operations is 8000 cases.

-Family: 20,000 orphans, 405,148 unmarried, 55,540 with disabilities, 26,770 widows, 3,171 divorces in 2018.

-Poverty: 53% (1,132,153 people) below the poverty line, 33% (704,925 people) extreme poverty, 86.1% household dependence on aid, 68% severely or moderately food insecure, per capita income consumption 137%.

-Housing: 5,018 still completely destroyed, 52,404 partially demolished, 15,000 still displaced, 4,572 improper houses.

-Culture and religion: 21 mosques still destroyed, 55 mosques in need of repair and restoration, as well as the need for building 30 new mosques.

-Employment: 52% general unemployment, 71% unemployment among young people, Gaza government employees received only 40% of their salaries and Ramallah government employees in Gaza receives 50% of their salaries.

- Crossings: air and sea embargoes, 3 completely closed crossings, 3 partially open just to the basics of life.

- Production: 50% loss of GDP since the blockade, 59% of factories closed and 70% of its workers lost their jobs, the ratio of exports and imports is 1.4%, the average shortage of supplies 40%.

- Agriculture: \$550 million losses in the agricultural sector as a result of the recent aggression in 2014. The fishing area is 3-6 miles, and 95% of fishermen are below the poverty line.

- Water: 97 % is the ratio of the polluted water, water deficit rate in the underground reservoir is 67.2%, water pollution off the shores of the sea is more than 75%.

- Power: Power outages rate 17.4 hours per day, power deficit exceeds 70%, 40 people including 31 children, have died due to the use of candles and unsafe lighting since 2010.

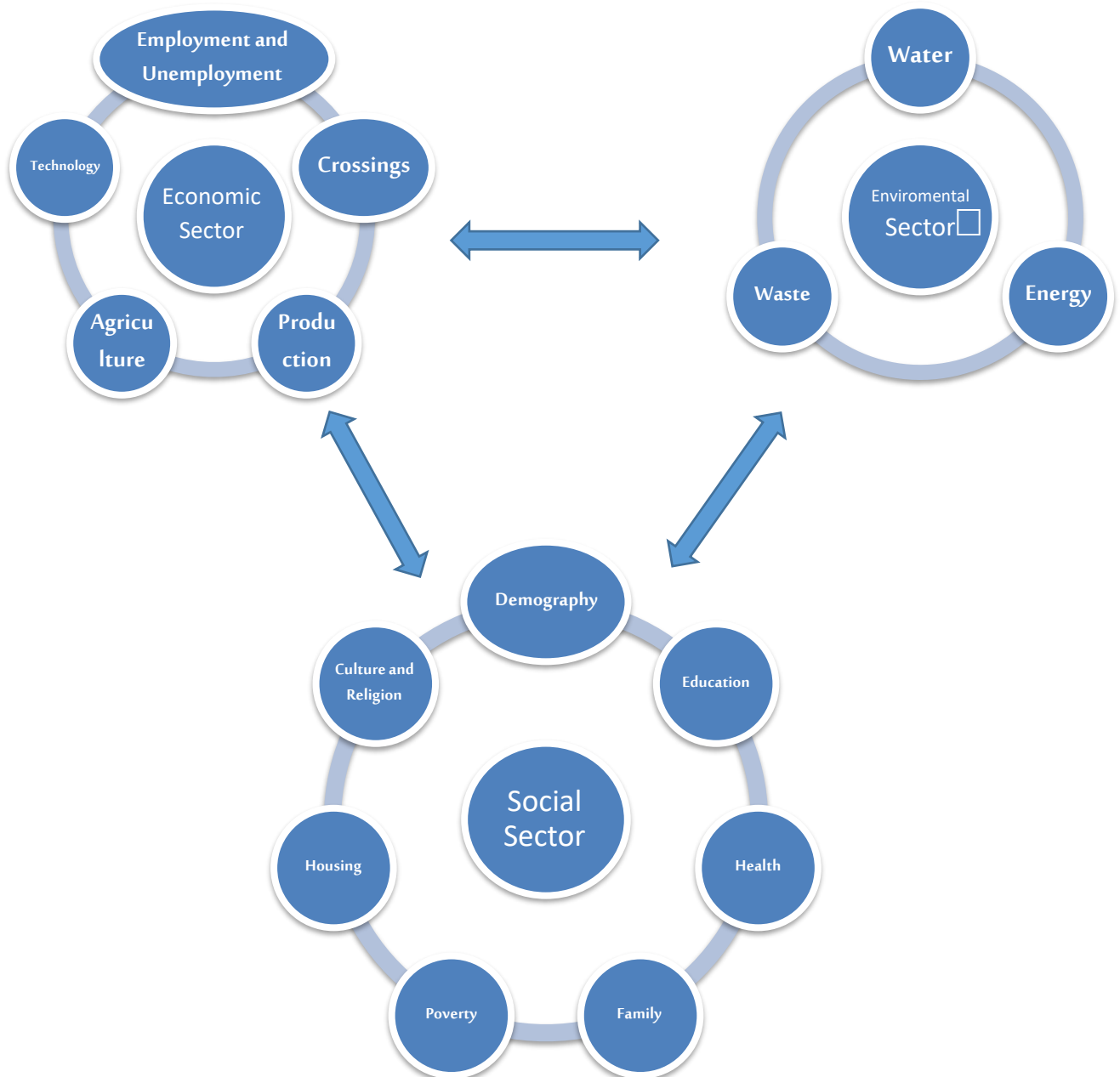
- Environmental waste: 70% of wastewater is not treated, and daily 115 million liters of wastewater is disposed of at sea.

In light of the continuing worsening humanitarian situation, Gaza Strip would be uninhabitable with 2020, according to United Nations estimates, and GDD would therefore call on all relevant actors to shoulder their responsibility to end the crisis and call on all humanitarian and donor institutions to convene a comprehensive international conference to examine ways Ending or mitigating the crisis and meeting urgent and emergency humanitarian needs in order to enable the Palestinian people to live in dignity.

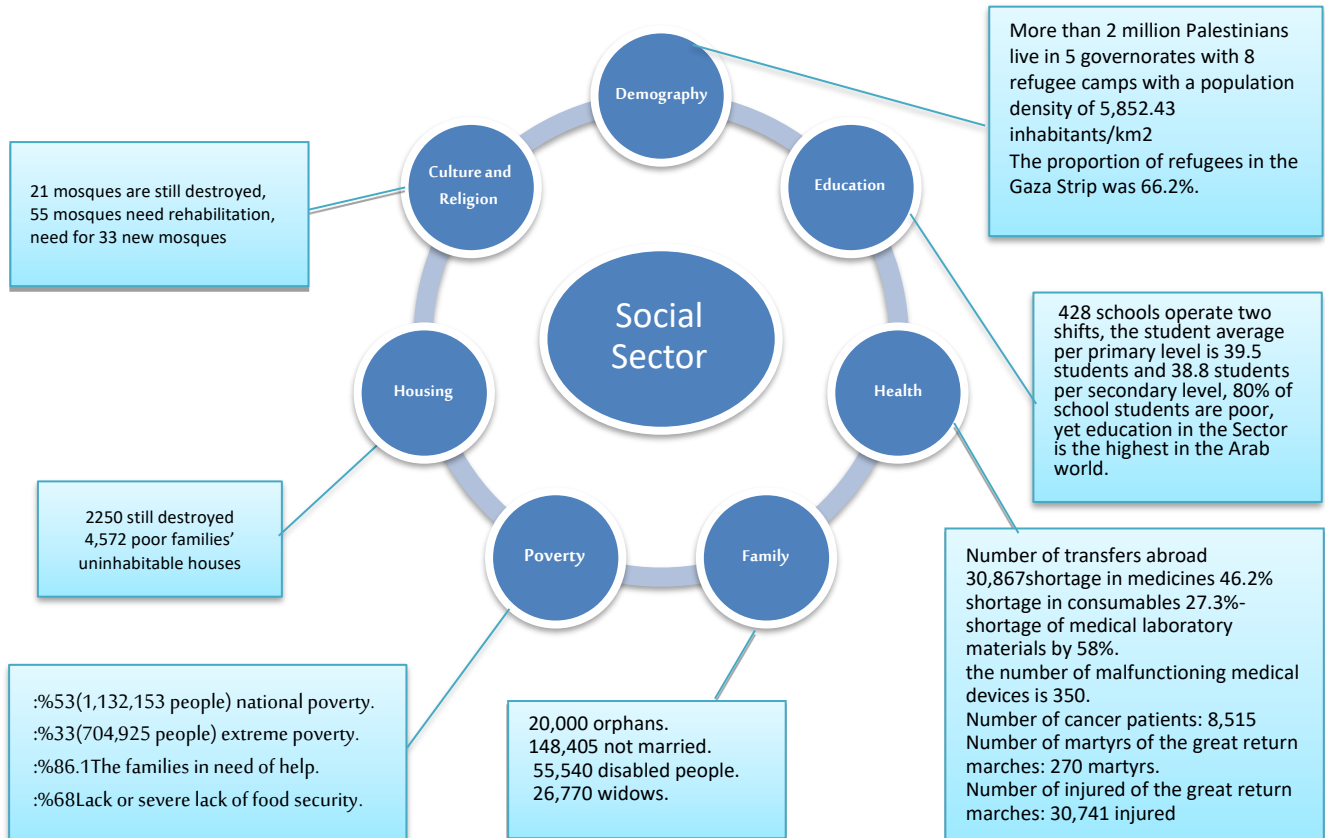
Sectors and Areas of the Humanitarian Situation

The sectors and fields of this report have been prepared in line with the proposed models for achieving the global sustainable development goals and in accordance with the environment, specificity and human suffering of the Gaza Strip .

The model of this report consists of three main sectors: social, economic and environmental, of which 15 fields are branched out as described in the figure below:



Social Sector



"In Gaza Strip, people are struggling to meet the basic demands of life, and they are suffering from worsening poverty and rising unemployment".



World Bank 2018

➤ Demography

– Comparative key indicators

No	Item-Region	Gaza (3)(2)(1)	West Bank (3)(2)	West Bank & Gaza ⁽³⁾⁽²⁾	48 Lands (3)(2)	Palestinian Diaspora (3)(2)	Palestine (3)(2)	Israeli Occupation ⁽⁴⁾	Arab World)5)(59)(60)(65)(World 6)(5)(59)(60) (6)
1	Population	2,136,136	2,954,000	5,090,136	1,568,067	6,566,852	13,225,055	8,972,000	422,717,409	7.67 Billion
2	Percentage of Population	16.19%	22.34%	38.49%	11.85%	49.65%	%100			
3	Area km ²	'365	'5,655	'6,020	-	-	27,000'	'21,643	13.15 M'	134.32M'
4	Population Density	5,852.4	522.4	845.54	74.7	-	489.82	414.55	'31.5	'56.1
5	Growth Rate	%2.9	%2.2	%2.5	%2.3	%2.2	%2.5	2%	'%1.8	'%1.2
6	Average of Family	'5.6	'4.8	'5.1	4.5'		5.1'	3.32	'5-6	2-9'
7	Refugee Camps	8	19	27	-	31	58	-		
8	Refugees Percentage	%66.2'	%26.6'	%42.5'	%26'	%100'	%87.56'	-	'2.18	0.33'
9	Median Age	'19.1	21.4	'20.5	23.3'		20.5'	82.6	'17.3-33.2	'15.4-53.1

General director of the Central Bureau of Statistics in the Gaza Strip - Khaldun Radwan

The incompatibility of population growth with economic growth in the Gaza Strip threatens to cause a serious disaster in terms of education, health, infrastructure, water and other services.

– Statistics of Gaza Strip Governorates ⁽¹⁾

No	Item – Governorate	North Gaza	Gaza	The Middle	Khan Younes	Rafah	Gaza Strip
1	Population	349,398	803,693	300,565	415,872	266,608	2,136,136
2	Percentage of Population	16.36%	37.62%	14.07%	19.47%	12.48%	100%
3	Area km ²	61	74	58	108	64	365
4	Population Density	5,727.84	10,860.72	5,182.16	3,850.67	4,165.75	5,852.43
5	Male	8.34%	19.12%	7.08%	9.89%	6.27%	50.68%
6	Female	8.02%	18.52%	6.99%	9.58%	6.21%	49.32%
7	Refugees Camps No.	1	1	4	1	1	8

Gaza ranks as the 3rd most densely populated polity in the world

– Age Groups in Gaza Strip ⁽¹⁾

No	Age Group per Years	Male	Female	Total
1	Infancy (0 to less than 2)	60,940	57,735	118,675
2	Early Childhood (2 to less than 6)	119,680	114,188	233,868
3	Middle childhood (6 to under 13)	203,079	193,420	396,499
4	Early adolescence (13 to under 18)	117,338	111,593	228,931
5	Youth (18 to less than 35)	325,749	316,944	642,693
6	Middle Adulthood (35 to less than 60)	205,945	201,587	407,532
7	Elderly (+ 60)	49,896	58,042	107,938
8	Total	1,082,627	1,053,509	2,136,136
9	Percentage	%50.68	%49.31	%100

➤ Education

International Covenant on Economic, Social and Cultural Rights	Article (13): The Parties to the present Covenant recognize the right of everyone to education. They agreed that education shall be directed to the full development of the human personality ... enabling all persons to participate effectively in a free society ...
Global Sustainable Development Goals	Goal (4): Ensure the quality of inclusive and equitable education promoting lifelong learning opportunities for all.
National Goal	Objective (2.7): An educational system, high education, vocational and technical education that ensures high quality education for all without discrimination, linked to the needs of the market and society and in line with the global scientific and cognitive development.

⇒ Education Reality

– Comparative key indicators

No	Item – Region	Gaza Strip (2)(8)(6)	West Bank (8)(2)	West Bank & Gaza ⁽⁸⁾⁽²⁾	Israeli Occupation (4)(68)(67)	Arab World ⁽⁷⁾ (5)	World (5) (7)
1	Literacy Rate for Ages 15 and Above	97% ¹	%96.4 ¹	96.7% ¹		°%73.4	°%82.1
2	Illiteracy Rate	%3 ¹	3.6% ¹	3.3% ¹	°%2.9	°%26.6	°%17.9
3	Illiteracy Rate for People with Disabilities	*%56.3	*%51.5	*%53.1	%4.6		
4	Percentage of Students Per Population	%31	28.06% ¹	29.27% ¹	%19.14		
5	School Drop-Out Rate	2.8%	1% ¹	0.9% ¹	%0.76		
6	Repetition Rate in Schools	%5	%1.1 ¹	1% ¹	°1.01	%5.8 ¹	%3.15 ¹
7	Avg. Number of Students Per Primary Class ⁽⁹⁵⁾	39.5	27.4	31.7	35		
8	Avg. Number of Students Per Secondary Class ⁽⁹⁵⁾	38.8	23.7	28.4	35		
9	Avg. Number of Students Per Teacher	26.4 ¹	19.7 ¹	22.1 ¹	11.18	14.60 ¹	17.10 ¹

■ The Main Domestic Indicators for The Gaza Strip

Ministry of Education - Gaza

Educational Sector in Gaza needs 250 schools based on the population of each governorate.

– Number of Students for The Academic Year 2018/2019 ⁽⁶⁾

No	Item	Governmental	UNRWA	Domestic Sector	Private	Total
1	Number of Kindergarten Students	86	0	11,371	65,912	77,369
2	Number of Primary School Students	203,599	278,800	0	16,421	498,820
3	Number of Secondary School Students	62,210	0	0	782	62,992
4	Preparatory Year	0	0	507	0	507
5	Number of Students of Vocational Institutions	49	0	484	16	549
6	Number of Students of intermediate Diploma	4,643	877	5,925	5,152	16,597
7	Number of Students of Educational Qualification	107	0	211	0	318
8	Number of Students of BA	16,719	0	35,547	8,006	60,272
9	Number of Students of MA	330	0	2,380	318	3,028
	Total	287,743	279,677	56,425	96,607	720,452

School Students	561,812	University Students	80,764
Poor School Students-National Poverty	449,450	Poor University Students- National Poverty	64,308
Poor School Students- Absolute Poverty	280,906	Extreme Poor University Students- Absolute Poverty	40,193

– Student enrolment rate ⁽⁶⁾

No.	Age	Male%	Female%	Average
1	6 – 11	96%	96%	96%
2	12 – 14	94%	94%	94%
3	15 – 17	93%	94%	94%
4	18+	70%	75%	73%

Those who are not enrolled in education may be travelers, fatalities or people with disabilities.

– Number of graduate students by degree and gender (male/female) for 2018⁽⁶⁾

No	Item	Male	Female	Total
1	Graduates of the Intermediate Diploma	2,272	1,869	4,141
2	Bachelor's Degree	6,639	7,538	14,177
3	High diploma post bachelor's Degree	18	12	30
4	Graduates of Educational Qualification Certificate	50	161	211
5	Graduate Studies	522	296	818
	Total	9,501	9,876	19,377

20,000 graduates with pending Certificates because of non-payment of Due Fees

– Educational Institutions ⁽⁶⁾

No	Item	Governmental	UNRWA	Domestic Sector	Private	Total
1	Number of Kindergartens	1	0	785	671	757
2	Number of Primary School	262	274	0	43	579
3	Number of Secondary Schools	148	0	0	11	159
4	Number of Schools of Two shifts	236	192	0	0	428
5	Number of Classes	6,747	6,767	0	265	13,779
6	University Institutions	6	0	4	8	18
7	Middle and Polytechnic Colleges	1	2	2	4	9
8	Academy of Graduate Studies	-	-	-	1	1

⇒ The Most Important Achievements of the Associations and Some of the Donor Institutions in the Field of Education 2018

Project	Number	Project	Number	Project	Number
Building and Qualifying Educational Institutions	35	Providing Computers and Technical Teaching Aids	12	Projects of Uniforms, School Bag and Books	43
Sponsorship Projects and Transportation for Students	19	Providing a training center and a school	38	Enhance the quality of education	22
Study mission and training	61				

⇒ The Most Important Areas of Intervention Required in The Field of Education

Linking Education to the Needs of the Labor Market	Providing a Guarantee for the Needy Student and abroad Postgraduate Scholarships	Renovation and Construction of New Schools
Developing and Stimulating Vocational and Technical Education	To Direct Scientific Research Towards National Development Priorities	Maintenance and development of the broken medical devices.
Integrating People with Disabilities into Education	Developing the Educational Environment and Providing Technical Teaching Aids	Improving The Quality of Education

➤ Health

International Covenant on Economic, Social and Cultural Rights	Article (12): The Parties to the present Covenant recognize the right of everyone to the enjoyment of the highest attainable standard of physical and mental health.
Global Sustainable Development Goals	Goal (3): Ensure that all people enjoy health and well-being for all ages.
National Goal	Objective (3.7): A more integrated health system that provides public health and quality health services to all with equality and justice ... as a human right for all population groups, especially the poor and the marginalized.

⇒ Health Reality

⇒ Comparative key indicators

No	Item / Region	Gaza Strip (10)(9)(5)(2)	West Bank (11)(10)(5)(2)	West Bank & Gaza (11)(10)(5)(2)	Israeli Occupation (61)(4)	Arab World (63)(5)	World ⁽⁶⁾ (62)(5)
1	Life Expectancy at Birth	73.5	74.20	73.90	82.6	71.2°	72.04°
2	Number of Doctors Per 10,000 Citizens	14.6	17.7	15.9	31	15.4	12.6
3	Number of Nurses Per 10,000 Citizens	21.2	23.2	21.9	46	24.5	33
4	Number of Hospital Beds Per 10,000 Citizens	15	13	13	18	20	27
5	Number of Health Care Centers Per 10,000 Citizens	0.81	1.98	1.4			
6	Percentage of People enrolled in health insurance	95.5%	66.5%	78.9%	84.2%		
7	People with Disabilities	2.6%	1.8%	2.1%	1.496%	(0.4-4.9) %	*15%
8	Number of Medical Transfers Per Year	30,867	78,949	109,816			

– Main Local Indicators for Gaza Strip⁽⁹⁾

Effects of the Israeli Aggression 2014	Total and partial destruction of 9 hospitals, 28 clinics and 25 ambulances, 373,000 children in need of psychological and social support.
--	---

– Selected indicators of life and annual death⁽⁹⁾

No	Item	Value
1	Life expectancy at birth (male)	72.4
2	Life expectancy at birth (female)	74.6
3	Number of births in 2018	57,694
4	Number of deaths in 2018	5,342
5	The death rate for children under 1 year of age per 1,000 births	10.4
6	The death rate for children under 5 year of age per 100,000 inhabitants	75.8
7	The death rate for mothers per 100,000 birth	19.1
8	The death rate for heart patients per 100,000 people	172
9	The death rate for diabetic per 100,000 people	8.8
10	The rate of Oncology mortality per 100,000 people	36.1

– Diseases Transferred abroad⁽⁹⁾

No	Item	Value
1	Oncology	7,224
2	Orthopedic Surgery	2,476
3	The Eyes	1,629
4	Atomic Scanning and Nuclear Medicine	1,543
5	Children	1,860
6	Kidney disease	533
7	Blood Diseases	2,398
8	Neurosurgery	934
9	Cardiac Catheterization	2,569
10	Other	9,701
	Total	30,867

– Annual Disease Indicators

No	Item	value
1	Number of people with chronic diseases per 100 thousand ⁽¹⁵⁾	634.7
2	Number of people infected with infectious diseases per 100,000 ⁽⁹⁾	1062.9 2
3	Number of new cancer patients (2013-2016) ⁽⁹⁾	8,515
4	Number of Transfers Per Year ⁽⁹⁾	30,867
5	Child anemia rate at the age of 12 months ⁽⁹⁾	%74.5
6	Pregnant anemia rate (9i)	%39.7

– Places to treat injuries caused by various wounds and gas bottlenecks.

No	Item	Number
1	Field at medical points	12,414
2	Hospitals	18,300
Total		30,714

– The results of the targeting of journalists, medical staff and ambulances.

No	Item	Number of martyrs	Number of injured
1	Journalists	2	354
2	Medical staff	2	668
3	Ambulances	-	115

– Indicators of Emergency Health Crisis⁽⁹⁾

No	Item
1	The percentage of medicines that are completely non-existent in the stores of the Palestinian Ministry of Health.
2	Number of missing laboratory materials and items.
3	Percentage of the deficit in medical consumables.
4	Number of broken devices in the Ministry of Health.
5	The Fuel needs for hospital generators per month at a minimum when the normal power outage schedule is regular.
6	Number of surgeries postponed

– Classification of amputations cases.

No	Item	Number
1	Lower limbs	122
2	Upper Limbs	14
Total		136

– Places of injury in the body with bullets

No	Item	Number
1	Head and Neck	1,567
2	Chest and back	748
3	Abdomen and pelvis	642
4	Upper Limbs	2,287
5	Lower Limbs	7,856
6	Scattered places	2,835
Total		15,935

⇒ **The Most Important Achievements of Associations and Some Donor Institutions in the Field of Health 2018**

Project	Number	Project	Number	Project	Number
Establishing, Developing and Renovating Clinics and Health Centers	18	Medical Devices and Ambulances Projects	44	Medicines and Medical Supplies Projects	84
Utilities	28	Health Research	12	Sponsorship for the poor patient	27
Projects to provide (fuel, solar energy) for health institutions	5	Health Nutrition	27	Study mission and training	14
Rehabilitation of persons with disabilities	36	Psychological support	26		

⇒ **The Most Important Areas of Intervention Required in the Field of Health**

Provision of Medical Devices and Equipment	Provision of Medicines, Medical Supplies and Aids	Building, Developing and Renovating Health Institutions	
Reconstruction of Destroyed Hospitals	Providing (fuel, solar energy) for Health Institutions	Maintenance and Development of Medical Devices	
Sponsorship the Poor Patient	Improved Access to Health Services	Medical Delegations with Rare Specialties	Training Health Staff

➤ Family

International Covenant on Economic, Social and Cultural Rights	Article (10) : The family, which is the natural and fundamental group unit of society, must be accorded the greatest possible protection and assistance, especially for the formation of this family and throughout its development, with the responsibility of entrusting and raising the children. Marriage must be entered with the consent of the parties to which the marriage is to be coerced.
Global Sustainable Development Goals	Objective (2.10): Enabling and promoting social, economic and political integration for all, regardless of age, gender, disability, race, origin, religion, economic status or otherwise.
National Goal	Objective (1.7): A more comprehensive, integrated and sustainable social protection system based on rights and gender-sensitive, to reduce poverty, marginalization and social exclusion.

⇒ Family Reality

– Comparative Indicators

No	Item / Region	Gaza strip	West bank	West and Gaza	Israeli Occupation
(4)(16)	Families Number	381,453	615,417	996,870	2,057,200
(17)	Martyrs				
	2018- 2006	4,631	1,880	6,511	
(18)	Prisoners	300	5,700	6,000	
16)	People with disabilities	55,540	53,172	108,712	134,221

▪ Indicators of marital status ⁽²⁾

No	Status	Males	Females	Total
1	Never got Married	229,001	176,147	405,148
2	Marriage contract for the first time	6,067	6,543	12,610
3	(2018-2003)divorces	8,186	32,041	40,227
	Widows	2,359	24,411	26,770

– Persons with Disabilities Index ⁽¹⁹⁾

No	Type of Disability	%
1	Visual Disability	25.26%
2	Hearing Impairment	6.15%
3	Speech Impairment	2.05%
4	Visual & Hearing Impairment	5.05%
5	Motor disability	23.92%
6	Mental Retardation	18.27%
7	Mental and motor disability	4.28%
8	Disability of Fingers	1.60%
9	Multiple	13.40%
	Total	100%

– Orphans Indicators ⁽¹⁹⁾⁽²⁰⁾

No	Item / region	Value
1	Number of Orphans	20,000
2	Male Orphans	10,326
3	Female Orphans	9,674
4	Orphans of Martyrs	4,034

– The Main Domestic Indicators for the Gaza Strip Gender indicators

No	Item / Region	Males	Females	Values
1	Population ⁽²⁾	50.68%	49.32 %	100%
2	Literacy Rate for Ages 15 and Above ⁽²⁾	98.6%	95.8%	97%
3	Enrolled in elementary education ⁽²⁾	%50.9	49.1%	100%
4	Enrolled in secondary education ⁽²⁾	46.10%	53.90%	100%
5	Enrolled in university education ⁽²⁾	38.5%	61.5%	100%
6	Labor Force Participation Rate ⁽²⁾	69.6%	22%	45.8%
7	Youth Unemployment Rate ⁽³⁶⁾	62.40%	92.65%	71.10%
8	Violence Rate by a Family Member ⁽³⁹⁾	* 49.70%	* 39.7%	* 44.77%
9	Participation in the Legislative Council ⁽³⁹⁾	'87.1%	'12.9%	'100%
10	Participation in Local Councils ⁽³⁸⁾	'72.3%	'27.7%	'100%

The Euro-Mediterranean Human Rights Monitor - 2018

- Two-thirds of households are food insecure and face daily difficulties in providing food to family members.
- 50% of Palestinian children need psychological support, while more than 55% of Gazans suffer from depression.

⇒ The Most Important Achievements of Associations and Some Donor Institutions in the Field of family 2018

Project	#	Project	No.	Project	No.
Reduction of violence	24	Marriage Support projects	2	Families and orphans sponsorship projects	72
Building community centers for orphans and people with disabilities	3	Protecting women's rights	25	Rehabilitation of persons with disabilities	10

⇒ The Most Important Areas of Intervention Required in the Field of Family

Comprehensive Care for Orphans	Care for Martyrs, Wounded, Prisoners and their Families	Rehabilitation and Integration of Persons with Disabilities into Society
Promoting the role of women and protecting their rights	Facilitating marriage and raising awareness of the management of married life	Facilitating the marriage of widows, divorcees, singles and persons with disabilities

➤ Poverty

International Covenant on Economic, Social and Cultural Rights	Article (11): The Parties to the present Covenant recognize the right of everyone to an adequate standard of living for himself and his family, including adequate food, clothing and housing, and to the continuous improvement of living conditions. The states parties will take appropriate steps to ensure the realization of this right, recognizing to this effect the essential importance of international co-operation based on free consent.
2030 Global Sustainable Development Goals	Goal (1): Eradicate poverty in all its forms everywhere
The National Goal	Objective (10.1.7): To systematically and gradually move the philosophy of combating poverty from reliance on relief programs to reliance on development interventions by strengthening the linkages between humanitarian and development assistance, investing in economic empowerment and capacity building for poor and marginalized households enabling them to self-reliant.

⇒ The Reality of Poverty

– Comparative key indicators

No	Item / Region	Gaza strip (21)(19)	West B (19)(21)	Israeli Occupation (89) (90)	Arab World (22)(23)	World (23)(24)
1	People Below the National Poverty Line	'53%	'13.90%	° 20.06%	^13.40%	26.20%
2	Extreme Poverty	'33.70%	'5.80%	° 9.59%	5%	10.9%
3	Families in need of Aid ⁽⁹³⁾	%86.1	%34.2			
4	Families receiving aid during the year ⁽⁹³⁾	%68.6	%9.7	° 21.49%		

– The Main Domestic Indicators for the Gaza Strip

The Euro-Mediterranean Human Rights Monitor- 2018	6 out of 10 families suffer from food insecurity
---	--

No	Item	Value
1	Lack or Severe Food Insecurity ⁽²⁵⁾	68%
2	Dependency Rate ⁽¹⁾	'74.3%
3	Average Per Capita Income Per Month in USD ⁽⁹⁾	'164.5
4	Average Monthly Household Expenditure and Consumption in USD ⁽²⁾	'1,092.9
5	Families in need of aid ⁽¹⁹⁾	86.1%
6	Families that can Survive Economically Regardless of the Length of Time ⁽²⁾	'14.90%
7	Number of Families Covered by Social Protection Programs ⁽¹⁹⁾	71,110
8	Number of families need to be included in social protection programs ⁽¹⁹⁾	125,880
9	per capita consumption to income ratio ⁽²⁶⁾	137%°

No	Item	National Poverty Line ⁽¹⁹⁾	Extreme Poverty ⁽¹⁹⁾
1	Number of Poor	1,132,153	704,925
2	Poverty ratio	%53	33%
3	Number of Poor Families	202,171	125,880
4	Poor Children	610,617	281,823
5	Poor school Students	449,450	280,906
6	Poor University Students	64,308	40,193

■ Poor family Conditions ⁽¹⁹⁾

No	Item	Value
1	Rate of Refugees within Poor Families	62%
2	Poor Families Headed by Women	26,185
3	Poor Families Headed by Widowed Women	10,247
4	Percentage of Children in Poor families	18%
5	Poor Families Headed by Elderly	17,241
6	The Percentage of Elderly in the Gaza Strip lives in Poor Families	24%
7	The Heads of Poor Families Suffering from at Least One Chronic Disease	39,354
8	Heads with disabilities of poor families	9,132
9	Heads of Poor Families Have less than Secondary Education	46,232
10	Illiteracy Rate Among Heads of Poor Families	12%

⇒ The Most Important Achievements of the Associations and Some of the Donor Institutions Allocated in the area of poverty 2018

Project	Number	Project	Number	Project	Number
Cash Assistance Projects	21	Projects Seasonal Sacrifices, Clothing, Breakfast in Ramadan	168	Blankets Projects	21
Search and Field Survey	6	Food Parcels and Vouchers Projects	154		

⇒ The Most Important Areas of Intervention in the area of poverty 2018

Small and Medium-Sized Enterprises	Leading Businesses	Empowering Social protection	Responding to the Seasonal Needs of the Poor
Cash for work	Telework	Automation of Aid Coordination	

➤ Housing

International Covenant on Economic, Social and Cultural Rights	Article (2/2): The right of individuals, as well as of families, to have adequate housing, regardless of age, economic status, membership of community or other, social status and other factors. Article (8): The right of all people to have a safe place to live in peace and dignity
2030 Global sustainable Development Goals	Objective (11): Make cities and human settlements inclusive, secure, flexible and sustainable: ensure universal access to decent, safe and affordable housing, basic services and improvement of the level of poor neighbourhood.
The National Goal	Objective (5.8): A housing sector that meets the security of legal tenure providing access to public services and meets the needs of citizens more effectively and effectively ... especially for poor and marginalized families

⇒ Housing Reality

– Comparative key indicators

No	Item / Region	Gaza Strip (27)(2)	West Bank (55)(29)(28)(27)(2)	West Bank & Gaza Strip (55)(29)(28)(27)(2)	Israeli Occupation (87)(71)(70)(69)(74)(73)
1	Number of Housing Units	334,710	726,143	1,129,264	2,389,795
2	Average Housing Density (individual per room)	1.6	1.3	1.4	1.12
3	Percentage of Housing (3 or More Persons per room)	12%	5%	7%	-
4	Average Number of Rooms Per a House	3.7	3.4	3.6	3
5	Connection of Houses to Electricity	99 %	99.9%	99.9%	99
6	Connection of Houses to the Water Network	94.6%	95%	94.9%	94%
7	Connection of Homes to Sewage Network	87.30%	34.20%	53.90%	95 %
8	The Need for Housing Units for the Next Decade	62%	53.75%	57.88%	3.65%
9	Provide a solid waste collection service	100%	84.70%	88.5%	

– The Main Domestic Indicators for the Gaza Strip

Ministry of Local Government - Gaza	The reconstruction of what has been destroyed in all sectors does not exceed 30% of the total number of civilian installations, which were destroyed during the Israeli attacks in recent years.
-------------------------------------	--

No	Item	Value (Number or Percent)
1	Inappropriate houses for human habitation ⁽²⁷⁾	4,572
2	Number of Houses still destroyed until 2018 ⁽²⁷⁾	5,018
3	Percentage of Households who Own House ⁽²⁷⁾	278,496
4	Percentage of Families Living in Rented Dwellings ⁽²⁷⁾	21,818
5	Percentage of Households Living in a Dwelling (independent room, tent, others) ⁽²⁷⁾	1.30%
6	Proportion of households living in a House ⁽²⁷⁾	72,090
7	Proportion of households living in an apartment ⁽²⁷⁾	256,518
8	Number of new housing units licensed in 2018 in Palestine ⁽³⁰⁾	9,898

– Destroyed and Damaged Housing Unit's due to Israeli Attacks During the Siege Period (27)

No	Items of Damage	Before 2008	Aggression 2008/2009	Aggression 2012	Aggression 2014	Aggression 2018	Siege in General
1	Number of houses destroyed	°6,892	°4,335	°273	°11,000	68	22,568
2	Number of reconstructed houses		°10,005		°7,545	0	17550
3	Number of houses still destroyed		°1,495		°3,455	68	5,018
4	Number of houses partially damaged	°32,000	°66,000	°12,000	°160,000	1,135	271,135
5	Number of homes rehabilitated/repaired		°97,700		°121,000	31	218,731

– Construction sector in Palestine (2)

	Item	Value
1	Number of institutions	'640
2	Number of employees	'10,621
3	Construction productivity (thousand dollars)	'690,541.1
4	Expenditure on construction of new buildings and additions (in million dollars)	'590.1
5	(in million dollars) value of expenditure on ongoing maintenance	'276.6
6	Value of expenditure on capital maintenance (in million dollars)	'496.7

⇒ Most Important Achievements of Associations and Some Donor Institutions in the Field of Housing 2018

Project	Number	Project	Number	Project	Number
Building Projects for the Poor	15	Restoration of Poor Houses	19	Projects of Furnishing and Equipping of Poor Houses	4
Reconstruction Projects	14	Projects for the coverage and rehabilitation of roof houses	1		

⇒ The Most Important Areas of Intervention Required in the Field of Housing

Renovating and Furnishing the houses of the Poor that are not Suitable for Habitation	Providing Decent New Housing for the Poor	Completing Reconstruction of Destroyed Houses
Connecting Housing to the Public Services Network	Sustainable Green Building	Supporting local Building Materials Industries

➤ Culture and Religious Affairs

Universal Declaration of Human Rights	Article (27): Everyone has the right freely to participate in the cultural life of the community, to enjoy the arts and to share in scientific advancement and its benefits. Everyone has the right to the protection of the moral and material interests resulting from any scientific, literary or artistic production of which he is the author.
Global Sustainable Development Goals	Objective (4.11): To promote efforts to protect and preserve the world's cultural and natural heritage.
The National Goal	Objective (4.7): More accessible cultural spaces for all Palestinians, promoting a national culture characterized by pluralism, openness and creativity. It renounces all forms of discrimination, preserves and renews cultural heritage.

⇒ The Reality of Culture and Religious Affairs

Effects of the Israeli Aggression 2014

296 mosques, 3 churches and 222 non-governmental institutions were destroyed and damaged.

– Cultural Indicators

No	Item / Region	Gaza Strip ⁽³²⁾	West Bank ⁽¹⁷⁾⁽³¹⁾⁽²⁾	West Bank & Gaza Strip ⁽¹⁷⁾⁽³¹⁾⁽²⁾	Israeli Occupation ⁽⁹¹⁾⁽⁴⁾ 77(98)(92)(87)(
1	Number of working Cultural Centers	75	528	603	1,000
2	Number of Working Museums	5	27	32	153
3	Number of Theaters	3	12	15	51
4	The Number of Cinemas Operating	0	8	8	56
5	Number of Cultural Activities Carried out by Cultural Centers	1,290	8,244	9,534	
6	Number of Participants in Cultural Activities	89,800	388,000	477,800	1,000,000 [^]
7	Number of Viewers of the Shown Plays	13,950	75,261	89,211	>300,000
8	Number of Museum Visitors	58,200	319,012	377,212	670,000
9	Number of local newspapers	2	5	7	9
10	Number of Radio Stations	25	41	66	75
11	Number of TV channels	1	30	31	8

– Indicators of Religious Affairs

– Mosques and Churches

No	Item / Region	Gaza Strip ⁽³⁴⁾⁽³³⁾⁽²⁾	West Bank ⁽³⁴⁾⁽²⁾	West Bank & Gaza ⁽³⁾⁽²⁾	Israeli Occupation ⁽⁸⁷⁾ (99)(96)
1	Percentage of Muslims	99.94%	97.11%	98.30%	%16
2	Percentage of Christians	0.06%	2.89%	1.70%	%2.20 ^v
3	Number of Mosques	945	2,111	3,056	400
4	Number of Still Destroyed Mosques	21	-	21	
5	Number of New Mosques that Need to be Established	30	-	30	
6	The Number of Mosques that Need Rehabilitation and Development	55	-	55	
7	Numbers of churches	3	159	162	>20

– The Holy Quran and Sunnah for the Year 2018 ⁽³⁵⁾

No	Item	Gaza Strip
1	Number of Qur'an keepers from Qur'an memorization camps	1,120
2	Number of confirmed Qur'an keepers	770
3	Number of Recipients "Sanad Motasel "	195
4	Average number of memorize students	53,394
5	Number of Graduates of Recitation Courses	112,653
6	Number of Memorizing "Hadith Sharif"	2,500
7	Number of the prophet Sunnah courses graduates	70,000

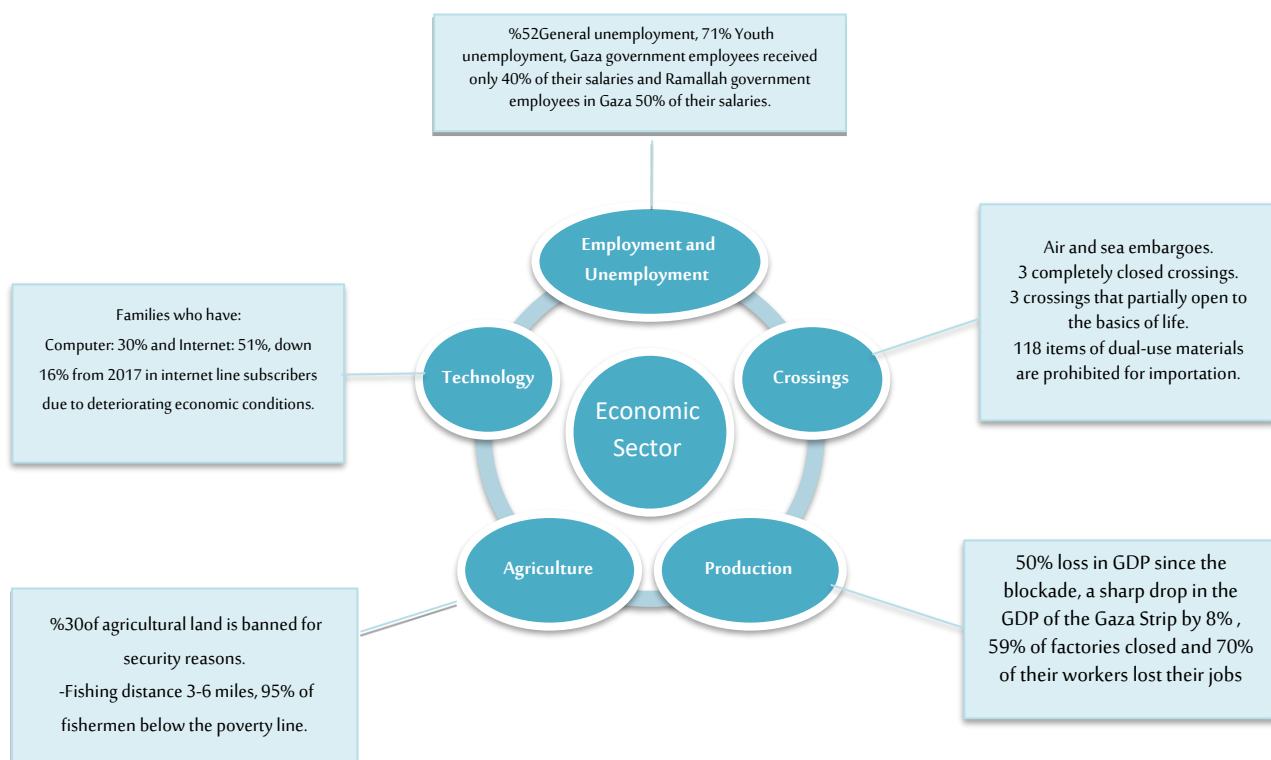
⇨ The Most Important Achievements of Associations and Some Donor Institutions in the Field of Culture and Religious Affairs 2018

Project	Number	Project	Number	Project	Number
Reconstruction of religious institutions	2	Equipping a cultural or religious center	3	Ensuring the keepers of the Qur'an teachers of the Qur'an and the preachers	2
Cultural and religious guidance and awareness	72	Maintenance of religious institutions	3	Seasonal projects for transporting and clothing pilgrims	2

⇨ The Most Important Areas of Intervention Required in the Field of Culture and Religious Affairs

Completing the Reconstruction	Developing and Updating public Libraries with Books and References	Spread Awareness and Religious Education
Support and Care for Creative and Talented People	The establishment of cultural and religious centers	Ensure Religious Students, Teachers and Preachers

Economic Sector



“A combination of war, isolation, and internal division has left Gaza in a crippling economic state and exacerbated the human distress. A situation where people struggle to make ends meet, suffer from worsening poverty, rising unemployment and deteriorating public services such as health care, water and sanitation, calls for urgent, real and sustainable solutions,”

Marina Wes, World Bank Country Director for West Bank and Gaza

➤ Employment and Unemployment

International Covenant on Economic, Social and Cultural Rights	Article(7) Everyone has the right to work, to free choice of employment, to just and favorable conditions of work and to protection from unemployment. Article (6): ... Measures shall include the right to provide technical and vocational guidance and training programs.
2030 Global Sustainable Development Goals	Goal (8): To promote sustained, inclusive and sustainable economic growth, full and productive employment and decent work for all.
The National Goal	Objective (5): Establish stronger foundations for an independent and equitable national economy and achieve sustainable development that will provide decent employment opportunities for citizens and improve their productivity.

⇒ Unemployment and Employment Reality

No	Item	Gaza Strip (37)(36)	West Bank (37)(2)	Palestine (37)(2)	Israeli Occupation (78)(77)(76)(75)(74)(5)(4)	Arab Region (40)(5)	Internationally (41)(5)
1	Participation in the Workforce	%46.9	%46.1	%46.4	%44	%48.64	%61.76
2	General Unemployment Rate	%52	%17.6	%30.8	%4.2	%9.81	%5.38
3	Unemployment Rate Among Youth	71.10%	% 31.20'	44.70%'	%4	%26.09	%13.23
4	Unemployment Rate Among Graduates	%77.7	%39.7	%57.9			
5	The Percentage of Child Labor	1.3%	4%	%2.9	%5.6	% 8.90'	% 10.00'
6	Unemployment Among Refugees	%53.9	%18.5	%40.3	-		
7	Self-employed Workers out of total Workers	%15.6	%20.1	%18	%10		
8	Private Sector Employees with wages below the minimum wage (\$400) and their wage rate \$	79.53%	%13.08	%32.8	0		
9	Participation in the Workforce	1.50%	%0.7	%1			
10	Average daily fare in US dollars	17.5	39.8	34	97		
11	Median daily wage in US dollars	11.80	26.72	26.72	97	28	8.37

The average wage for employees within the Green Line is \$63, and the median wage for employees within the Green Line is \$55.56

– Comparative key indicators

– Distribution of Labor by economic activity in the Gaza Strip ⁽³⁷⁾

No	Item (constructions)	Percentage
1	Agriculture, Forestry and Fishing	%5.7
2	Mining, Quarrying and Manufacturing	%6
3	Building and Construction	%3.5
4	Trade, Restaurants and Hotels	%21.8
5	Transport, Storage and Communications	%8.6
6	Education	% 12'
7	Health	% 5.20'
8	Other Sectors and services	%37.2

– Main local indicators for Gaza Strip

World Bank 2018	The economic situation in Gaza is deteriorating rapidly but deteriorated sharply in 2018 reached a critical point, hampering the human development of the large youth population in the Gaza Strip, where youth unemployment reached more than 70%.
------------------------	--

– Employment Index in Community Sectors ⁽³⁶⁾

No	Item / Region	Number	Ratio
1	The Staff of Ramallah Government in Gaza	62,000	%34.84
2	Employees of the Government of Gaza	42,000	%23.60
3	Private Sector Employees	62,355	%35
4	Employees of the Civil Sector	11,623	%6.56

– Employment and Unemployment Index

No	Item	Males	Females	Ratio
1	Participation in the Workforce ⁽³⁷⁾	%67.8	%25.7	%46.9
2	General Unemployment Rate ⁽³⁷⁾	%43.5	%74.5	%52
3	Unemployment Rate among youth ⁽³⁶⁾	% 62.40	% 92.65	% 71.10

Gaza government employees received 50% of their salaries in 2018 and Ramallah government employees in Gaza received 50% of their salaries.

– The relative distribution of workers by gender and Occupation: ⁽³⁷⁾

Occupation:	Males	Females	Both genders
Legislators and senior management staff	1.9	5.1	2.4
Technicians, specialists, assistants and clerks	31.9	75.9	38.2
Service workers and market vendors	27.0	9.6	24.5
Skilled workers in agriculture and fishing	2.2	1.1	2.1
Craftsmen and other professions	10.6	4.6	9.7
Machine operators and collectors	10.2	0.6	8.9
elementary occupations	16.2	3.1	14.2

⇒ **The Most Important Achievements of the Associations and Some of the Donor Institutions in the Field of Employment and Unemployment 2018**

Project	Number of Beneficiaries	Project	No. of Projects
Temporary operating projects	23	Vocational and technical training projects	23
Small businesses	9	Business incubators	4

⇒ **The Most Important Areas of Intervention Required in the Field of Employment and Unemployment**

Small and Medium-Sized Enterprises	Entrepreneurship	Telework	Link Education to the Needs of the Labor Market	Use Technology to Create new jobs
Business Incubators and Accelerators	Temporary employment	Vocational and Technical Training		

➤ Crossings

Universal Declaration of Human Rights	Article (13): Everyone has the right to freedom of movement and residence within the borders of each State. Everyone has the right to leave any country, including his own, and to return to his country.
2030 Global Sustainable Development Goals	Objective (17): Enhancing means of implementation and revitalizing the Global Partnership for Sustainable Development.
The National Goal	Objective (1.8): The system of transport and road networks should be more secure and effective according to international standards, and integrated with the Arab and international network.

⇒ Crossings Reality

– Status of Land Crossings in Gaza Strip 2018

No	Item / Region	Kerem Abu Salem	Rafah	Beit Hanoun	Almentar	Alawda	Alshejaeia
1	Total incoming trucks ⁽⁴²⁾	101,088	5,083		Closed since 2011	Closed since 9/2008	Closed since 2007
2	Total outbound trucks ⁽⁴²⁾	693	-				
3	Number of departures ⁽⁴²⁾ ⁽⁴³⁾	-	60,907	114,800			
4	Number of arrivals ⁽⁴²⁾ ⁽⁴³⁾	-	37,075				
5	Number of individuals returned or rejected ⁽⁴²⁾	-	6,909	20,114			
6	Number of vehicles						
7	Number of fuels per million liter ⁽⁴³⁾	157.84	88.72				
8	Cooking gas per tons ⁽⁴³⁾	47.69	18.82				
9	Average number of days of closure including the holidays ⁽⁴³⁾	%35.9	%45.8	%17.8			

– Status of Air and Sea Crossings

Gaza International Airport	The airport was completely destroyed while the Gaza Strip was kept under an air embargo in flagrant violation of the Oslo agreement.
Gaza Sea Port	The construction of the Gaza seaport was not completed in clear violation of the Oslo Agreement, Gaza was placed under the maritime traffic ban, all international aid ships were denied access to Gaza from 1/12/2008, and fishermen were prohibited from sailing more than 3-6 km. Nautical miles.

Palestinian Center for Human Rights, 2018	Materials on the dual-use list are essential to people's lives and restrictions on their supply led to the deterioration of economic conditions.
---	--

– Comparison of Goods Entering Gaza Strip with the Need of Basic Construction Materials 2018 ⁽⁴²⁾

No	Item / Ton	Amounts received	Needs	Shortage	Covering
1	Gravel	2,445,417	36,000,000	33,554,583	6.8%
2	Iron	113,967	6,000,000	5,886,033	1.9%
3	Cement	677,189	18,000,000	17,322,811	3.8%

Annual shortage rate of building materials is 90% at least.

– Health conditions of “Beit Hanoun “crossing (42)

No	Order status	Number	No	Order status	Number
1	Requests for permits for treatment at the Israeli occupation or the West Bank	25,877	5	Deferred requests "Under consideration"	5,950
2	Rejected permit requests	10,057	6	Requests rejected for escort reasons	210
3	Rejected permit for security reasons	1,978	7	Requests rejected for other reasons	1,307
4	Pending requests	612			

– Total items incoming in truck loads through Gaza Strip border crossings (43)

No	Classification	Number of trucks		
		Rafah Crossing	Karam Shalom Crossing	Beit Hanoun Crossing
1	Building materials	2,992	53,435	0
2	Animal feed	0	6,849	0
3	Food products	1,562	23,231	0
4	Inedible consumer products	160	5,614	0
5	Cleaning equipment	0	2,139	0
6	Cattle feed	192	1,068	0
7	Electricity supplies	0	5,398	0
8	Agricultural supplies	0	1,090	0
9	Medical supplies	0	868	0
10	Educational supplies	0	419	0
11	Packaging materials	0	978	0
12	Other	177	0	0
	Total	5,083	101,089	0

⇒ The Most Important Achievements of the Associations and Some of the Donor Institutions in the Field of Crossing Points 2018

Project	Number	Project	Number	Project	Number
Mobilizing and advocacy	multiple	Running ships to break the siege	0	Convoys to break the siege	1

⇒ The Most Important Areas of Intervention Required in the Field of Crossings

Construction of Gaza International Airport	Construction of Gaza Seaport	Running Ships and convoys to break the blockade
Development and rehabilitation of land crossings	Establishment of a free trade area with Egypt	Mobilizing and advocacy to break the blockade

➤ Production of Goods and Services

International Covenant on Economic, Social and Cultural Rights	Article (2.6): The steps to be taken by the parties to the present Covenant to achieve the full realization of this right shall include technical and vocational guidance and training programs, policies and techniques to achieve steady economic, social and cultural development and full and productive employment under conditions safeguarding fundamental political and economic freedom to the individual.
2030 Global Sustainable Development Goals	Target (12): Ensure sustainable consumption and production patterns.
The National Goal	Objective (5): Establish stronger foundations for an independent and equitable national economy achieving sustainable development that will provide decent employment opportunities for citizens and improve their productivity.

⇒ Reality of Commodity and Service Production

– Comparative key indicators

No	Item / Region	Gaza Strip (45)(44)	West Bank (45)(44)	West Bank & Gaza Strip (45)(44)	Israeli occupation (5)(4)	Arab World (5)	World (46)(5)
1	Annual Per Capita GDP in US Dollars	1431.4	4188.3	3024.4	40,555.55	'16,955.4	'16,952.96
2	Economic Growth Rate	%6.9-	%3.1	%0.9	%'3.33	'0.98%	3.70%
3	Total Value of observed Commodity Exports (million dollars)	'8.3	'1,056.5	'1,064.9	103,2778	1.12*10 ¹⁸	23.06*10 ¹⁸
4	Total Value of observed Commodity Imports (million dollars)	530.1	'5,323.8	'5,853.8	350,500	1.05*10 ¹⁸	22.48*10 ¹⁸

– The Main Domestic Indicators for the Gaza Strip

Gaza Chamber of Commerce and Industry, 2019

The economic situation in the Gaza Strip in 2018 is more disastrous compared to previous years.

– Gross Indicators of the Production Sector

No	Item / Region	Value
1	Contribution of the GDP of the Gaza Strip to the Palestinian GDP	%20'
2	The Number of Goods Prohibited by the Occupation Under the Pretext of Dual Use	500 item
3	Volume of Loss in GDP since the Blockade Began	°%50
4	Average Export Volume Compared to Pre-Blockade	°%35
5	Volume of trade exchange (million dollar)	'6,918.7
6	Commodity trade deficit (million dollar)	'4,789

– Value-added indicators for economic activities in 1 million USD ⁽⁴⁴⁾

Economic Activities	Gaza Strip	West Bank	Palestine	Percentage of contribution to GDP %
Agriculture	132.2	286.6	418.2	5.0%
Industry	283.7	1,542.6	1,826.3	10.8%
Construction	179.2	724.0	903.2	6.8%
Wholesale and retail trade	706.7	2,145.5	2,852.2	26.8%
Transport and storage	55.7	188.1	243.8	2.1%
Information and communications	14.9	473.6	488.5	0.6%
Services and other branches	1,263.2	3,921.4	5,184.6	47.9%

– The situation of industrial facilities in Gaza Strip ⁽⁹⁷⁾

No	Industry Type	Factories Number		Employees Number		Production capacity
		Before 2018	2018	Before 2018	2018	
1.	Mineral industries	400	200	3,000	1,500	%17
2.	Wood industries	600	82	6,500	1,500	%14
3.	Chemical industries	80	53	1,100	592	%27
4.	Plastics industries	110	42	1,500	792	%27
5.	Paper industries	72	62	1,000	700	%16
6.	Food industries	528	370	5,280	3,000	%70
7.	Aluminum Industries	700	500	8,050	2,800	%33
8.	Clothing and textile industries	911	137	18,220	2,740	%11
9.	Construction industries	587	180	6,000	1,700	%30
10.	Traditional industries	15	5	150	30	%15
11.	Leather industries	60	20	510	119	%14
12.	Pharmaceutical industries	4	2	200	80	%40
13.	Total	4,067	1,653	51,510	15,553	%26
14.	Percentage of those who stop their work due to factories closure		%59.4		%69.8	-

– Industrial facilities destroyed by Israeli aggression ⁽⁹⁷⁾

No	Level of destruction	Aggression 2008	Aggression 2012	Aggression 2014	Total
1	Total destruction	1,564	58	373	2,921
2	Extreme partial destruction		2	183	%71.8
3	partial destruction		206	535	

– Selected Indicators for the Production Sectors in Gaza Strip 2018 ⁽²⁾

Sector	Number of Inst	Catalog	Number of employees	Compensation of Employees	Production	Intermediate Consumption	Added value	Fixed capitalist
Construction activity	640	Commercial establishments	10,621	94,782.7	690,541.1	348,890	341,651.1	2,302.3
Industry activity	19,118	Industrial facilities	95,787	538,200.1	4,784,691.1	2,805,931.8	1,978,759.3	52,905
Transportation activity	11,726	Vehicles	12,368	36,016.6	299,070.5	139,220	159,850	
Service activity	38,728	-	145,802	630,986.2	2,048,166.6	581,331.8	1,466,834.8	
Domestic trade	75,630	-	175,634	501,395.8	4,002,697.7	736,876.5	3,265,821.2	

– Gaza's supply report table 2018⁽⁵⁸⁾

No	Good Type	Deficit
1	Flour	20.20%
2	Sugar	21.10%
3	Rice	45.80%
4	Vegetable oils Non-Olive Oil	12.60%
5	Legumes	69.80%
6	Dairy, and Cheese	40.90%
7	Red and Frozen Meat	87.80%
8	Fresh and Frozen Chickens	11.50%
9	Fodder	69.00%
10	Tea / Nescafe / Coffee Whitener	52.10%
11	Olive Oil	20.20%
12	Fresh and Frozen Fish	21.10%
13	Average Deficit in Ration Items	39.34%

Palestinian Trade
Center, 2019

The slowdown in funding, the failure of donors to meet their commitments at the Cairo Conference on the reconstruction of Gaza, and the continued postponement of the implementation of several interventions that were supposed to be implemented according to the comprehensive damage account document, led to an economic disaster.

⇒ **The Most Important Achievements of the Associations and some of the Donor Institutions in the Field of Commodity and Service Production 2018**

Project	Number	Project	Number	Project	Number
Establishment of an Investment Project	7	Rehabilitation and development of production facilities	12	Provision of raw materials	16
Economic surveys and studies	4	Domestic product support projects	6	Provision of machinery, appliances and vehicles	6

⇒ **The Most Important Areas of Intervention Required in the Field of Commodity and Service Production 2018**

Supporting local Product and Developing its Quality	Studies to Explore Investment Opportunities	Establishing a Free Trade Zone with Egypt
Completing Reconstruction and Compensation	Small, Medium and Large Enterprises	Green and Sustainable Economy
		Establishment of an Industrial Zone

➤ Agriculture

The Office of the High Commissioner for Human Rights	Article (2/4): Farmers and their families have the right to work in their land, produce agricultural production, raise livestock, catch, harvest and fish in their territories.
2030 Global Sustainable Development Goals	Goal (2): Eliminate hunger, provide improved food security and nutrition, and promote sustainable agriculture
The National Goal	Objective (5): To establish stronger bases for an independent and equitable national economy and achieve sustainable development that will provide decent jobs for citizens and improve their productivity.

⇒ Agriculture Reality

– Key Compared Indicators

No	Item / Region	Gaza Strip (49)(47)(2)	West Bank (49)(48)(2)	West Bank and Gaza (49)(48)(2)	Israeli Occupation (87)(64)(5)(4)
1	Total cultivated area/dunum.	189,000	*881,1553	*957,170	1,200,000
2	Animal holdings	√3,598	√8,569	√12,167	
3	Mixture holdings	√2,903	√17,107	√20,010	3,000,000
4	Agricultural machinery and equipment	^5,390	^19,100	^24,490	50,477.28
5	Fish per (Tones)	3,129	-	3,129	'98,516
6	Percentage of workers in the agricultural sector	8.6% ^	%11.1	%9.67	° 3.7
7	Agricultural land that has been cut off due to the occupation measures by imposing the buffer zone and the roads of the border (Dunum)	° 7,300	° 1,920,000	° 1,927,300	

- Important local indicators: the most important indicators, which predict a strategic need ⁽⁴⁷⁾

No	Item	Value
1	Total area under cultivation/Dunum	189,000
2	Area planted with tree gardening/Dunum	82,000
3	Area planted with vegetables/Dunum	58,000
4	Area planted with field crops/Dunum	49,000
5	Tractor/ (Calf Tractor)	28
6	Water tank	4,429
7	Trailer carrier	172
8	Automatic milking	286
9	Honey maker	121
10	Milk Shaker	392
11	Productivity of agricultural land (Ton)	° 478,527
12	Value of agricultural production of cultivated land (1000 USD/Km ²)	418
13	Per capita area of permanent cultivated land (m ²)	° 95.36
14	Wald and forest area per Dunum	300

– Indicators of self-sufficiency in agriculture ⁽⁴⁷⁾

No.	Item	Sufficiency Rate
1	Vegetables	94%
2	Fruits	54%
3	Olives	60%
4	White Meat	96%
5	Red Meat	18%
6	Fresh fish wealth	37.5%

The Euro-Mediterranean Human Rights Monitor

- The Israeli occupation imposed a buffer zone inside Gaza Strip, cutting off 30% of agricultural land for security reasons, making it impossible to invest, by an estimated 25,000 dunums.
- Agricultural sector losses as a result of the recent attack on Gaza are \$550 million.
- %95 of fishermen in the Gaza Strip live below the poverty line.
- 6-3 miles are only the range of fishing, which led to the number of registered fishermen in the Gaza Strip dropping from 10,000 to 4,000 since 2000.

⇒ The Most Important Achievements of the Associations and some Donor Institutions in the Field of Agriculture 2018

Project	Number	Project	Number	Project	Number
Agricultural researches and studies	19	Rehabilitation of Irrigation Infrastructure and Networks	12	Provision of Animal Units and Animals	11
Agricultural Machinery and Equipment	6	Drugs and Insect Control	5	Smart nurseries and greenhouses	14
Building and rehabilitation of fishermen's grounds	1	Reclamation of agricultural land	11	Construction of agricultural water pools	4

⇒ The Most Important Areas of Intervention Required in the Field of Agriculture 2018

Smart nurseries and greenhouses	Land reclamation and rehabilitation of agricultural roads	Completion of the restoration of agricultural infrastructure
Provision of agricultural medicines and fertilizers	Agricultural machinery and equipment at promotional prices	Guidance, research and agricultural schools
Development of Fishermen's Port	Rehabilitation of Fishing Equipment	Restoring the Economy of Animal Production
Organic fertilizer industry	Biological control for pest	Development of High-Yielding, Disease-Resistant Plant and Animal Varieties

➤ Technology

The Office of the High Commissioner for Human Rights	Article (19): States should promote public awareness of the uses of new communication technologies to support individuals in the proper assessment, management, mitigation, and informed decision-making of risks related to communications.
2030 Global Sustainable Development Goals	Goal (9): Establish sustainable infrastructure, stimulate inclusive and sustainable industrialization, and encourage innovation.
The National Goal	Objective (7.3.6): Development of information technology to improve the development of e-government.

⇒ Technology Reality

– Comparative key indicators

No	Item / Region	Gaza Strip (50) (2)	West Bank (50) (2)	West Bank & Gaza ⁽⁵⁰⁾ (2)	Israeli Occupation)4(71)((79)	Arab World ⁽⁵⁾	World ⁽⁵⁾
1	Percentage of Families that have Computers ⁽⁹⁴⁾	%30	%41	%37	>90%		92.0`
2	Percentage of Individuals (10 years and over) Using Computers	% 61.20	% 59.50	60.20%	71.4%		
3	Percentage of Families that have Internet Access ⁽⁹⁴⁾	%51	%72	%65			44.0%`
4	Percentage of Individuals (10 years and over) who Use the Internet	52.2%	54.5%	53.7%	%81.6	44.3 %	43.99%
5	Individuals (10 years and over) who have an e-mail	70.1%	74.1%	72.6%	v 85%		
6	Percentage of Families with a cell phone (mobile) ⁽⁹⁴⁾	%96	%97	%97	87.1%		
7	Families with a Fixed Telephone line ⁽⁹⁴⁾	28.9%	46.2%	39.5%	>95%		
8	Families that have a Television	87.80%`	96.80%`	93.30%`	>93%		

- Index of institutions use of technology in Palestine 2011 ⁽⁵¹⁾

No	Item	Gaza Strip	West Bank	Palestine
1	Proportion of institutions that using computer	%40.8	%49.6	%47
2	Proportion of institutions that using the Internet	%34	%41.3	%39.2
3	Proportion of institutions that have conducted business transactions electronically	%12	%10.8	%11.2
4	Proportion of institutions that have a Website	%3.7	%5.2	%4.8
5	Proportion of computers in facilities per 100 workers	%25	%21.5	%22.3
6	Proportion of PC users of employees per 100 employees	%31.7	%52.6	%47.9
7	Number of internet users of employees per 100 employees	%25	%48	%42.9
8	Number of ICT workers per 100 workers	%5.6	%5.1	%5.2

– Indicator of progress in research and development in Palestine ⁽⁵¹⁾ 2013

No.	Item	Palestine
1	Number of research and development workers	8,715
2	Number of research and development workers in full-time equivalents	5,162
3	Number of research and development researchers	4,533
4	Number of male researchers in research and development	3,510
5	Number of female researchers in research and development	1,023
6	Number of research and development researchers in full-time equivalents	2,492
7	Number of research and development researchers with full-time equivalents per million people	566
8	Research and development expenditures (US\$1 million)	61.4
9	Research and development expenditure per researcher in full-time equivalent (US \$1,000)	24.6

**Ministry of Communications
and Information Technology
Report 2019**

The number of BSA subscribers in Gaza Strip decreased by 16% compared to the end of 2017, and this decrease does not reflect the real decline of Internet users in the Gaza Strip, but difficult economic conditions have led to the search for other alternatives such as sharing between neighbors and relatives in a single Internet line or Relying on internet services provided by mobile networks.

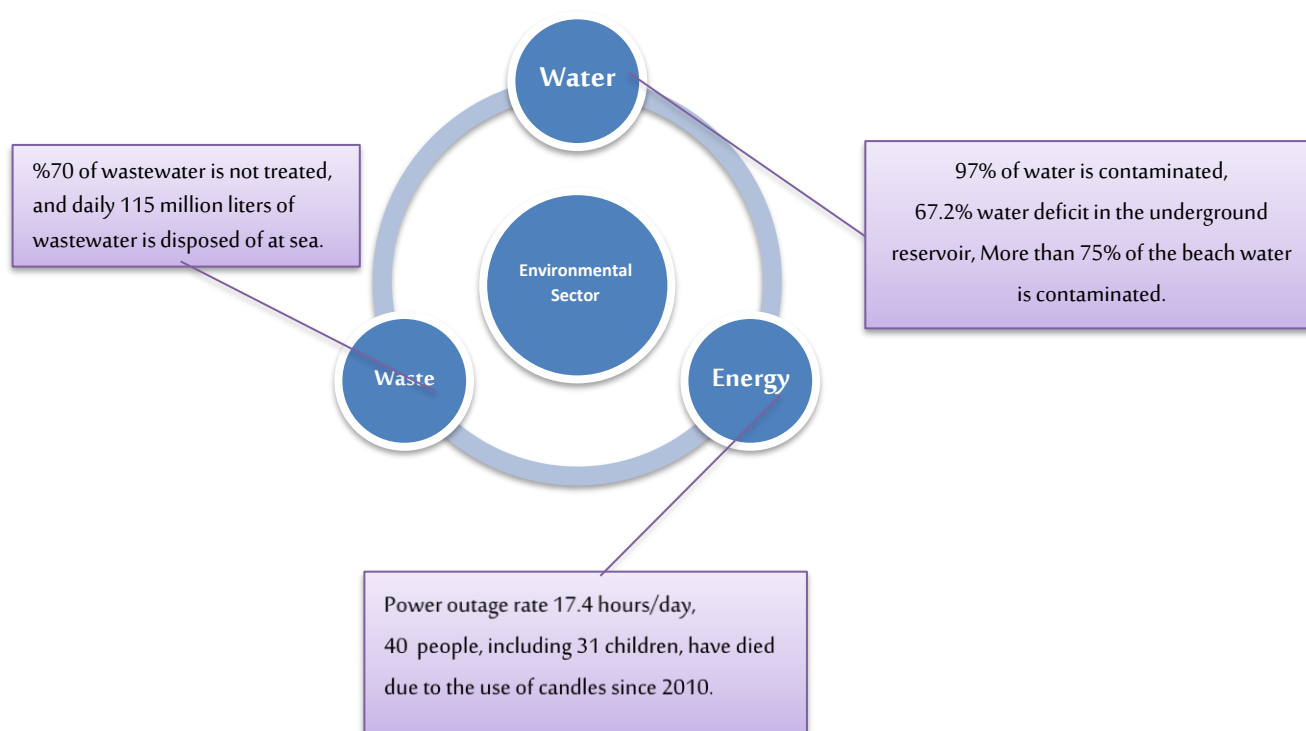
⇒ The Most Important Achievements of the Associations and some of the Donor Institutions in the Field of Technology 2018

Project	Number	Project	Number
Providing Computers and Technical Teaching Aids	4	Providing Computers and Technical Means to Humanitarian Institutions	12
Support for e-government projects	14	Development and scientific research	1

⇒ The Most Important Areas of Intervention Required in the Field of Technology 2018

Developing e-governance	Support E- Government Projects	Investing Technology in Job Creation
Technical Training	Increasing Access to Technology	Link Scientific Research to National Development Priorities

Environmental Sector



"The deterioration of public services such as health care, water and sanitation in Gaza Strip, is a situation that requires urgent, real and sustainable solutions."

World Bank 2018

➤ Water

Protocol on Water and Health - 1992 European Convention	Parties shall take appropriate measures to provide access to potable water and sanitation and to protect water resources used as sources of drinking water from pollution.
2030 Global Sustainable Development Goals	Goal (6): Ensure that water and sanitation services are available to all.
The National Goal	Objective (8.3): The Palestinian water and sanitation sector should be more organized and capable of securing the water rights of citizens and achieving equitable distribution of all uses.

⇒ Water Reality

– Comparative key indicators

No	Item	Gaza Strip ⁽⁵²⁾	Israeli Occupation ^{(73)(80) (81)(83)(82)}
1	Per Capita Daily Consumption (liters / person / day)	83	250
2	Water Pollution Ratio	%97	° %30
3	Chloride Percentage (mg / l)	1,000	>250
4	Nitrate Percentage in Groundwater storage (mg / L)	140	>45
5	Number of Wells	10,000	1,000
6	Wells that are Still Destroyed	534	
7	Water Losses (million cubic meters)	35.5	>64

– Local Indicators for the Water Field in Gaza Strip

OCHA 2018	The immense electricity deficit affecting the Gaza Strip, alongside the longstanding shortage of adequate sanitation infrastructure, continues to result in the discharge of 100-108 million liters of poorly treated sewage into the sea every day.
-----------	--

– Water Balance ⁽⁵²⁾

No	Item / Region	Value
1	Water Needs (1 million cups)	250
2	Avg. Amount of Rainwater Fed to the Aquifer (1 million cups)	78
3	Water Deficit in the Groundwater Reservoir	%67.2
4	Quantity of Water Imported from the Israeli Occupation Companies (1 million cups)	11
5	Quantity of Water Produced by Desalination Plants (1 million cups)	4

– Means of Families in disposal of wastewater ⁽⁵²⁾

No	Item / Region	Ratio
1	Sewage Network	87%
2	Absorbent hole	%13

– Water use (m3 million/year)⁽⁵²⁾

No	Item	Value (1 million cups)
1	Household water use	56.8
2	Agricultural water use	109.5

– Major problems in the field of wastewater. ⁽⁵²⁾

No	Item / Region	Value
1	Lack of Sewage Network	%16.5
2	Old Network	10%
3	Unserved areas	10%
4	Poor efficiency of treatment plants	60%
5	Other	%3.5

Al Mezan Center
for Human
Rights, 2018

- As a result of the leakage of contaminated water from the underground reservoir, 97% of the groundwater has become undrinkable, and in this context the World Health Organization (WHO) indicated that the diseases caused by water in the Gaza Strip account for more than a quarter of the diseases recorded and are the main cause of childhood morbidity in the Gaza Strip.

- More than 75% of Gaza beaches are contaminated by wastewater effect on it.

⇒ The Most Important Achievements of Associations and Some Donor Institutions in the Field of Water 2018

Project	Number	Project	Number	Project	Number
Construction of a Water Well	16	Water Basins	3	Wastewater Treatment Unit	25
Provision of water tanks	9	Water Desalination Unit	39	Providing fuel or solar power to desalination plants	1
Water Distribution Vehicles	13	Rehabilitation of water units and networks	16	Rainwater Filtration	2

⇒ The Most Important Areas of Intervention Required in the Field of water

Completion of the Restoration of the Infrastructure of Water and Wastewater Networks	Rainwater Harvesting and Groundwater Recharge	North-South Water Carrier Line	Water Desalination Plants
		Sewage Treatment Plants	Seawater Desalination

➤ Energy

The Office of the High Commissioner for Human Rights	Permanent sovereignty over natural resources: The right of people and nations to permanent sovereignty over their natural wealth and resources must be exercised in the interest of their national development and the well-being of the people of the State concerned.
2030 Global Sustainable Development Goals	Goal (7): Ensuring affordable access for all to modern, reliable and sustainable energy services.
The National Goal	Objective (2.8): Energy secured to the consumer in enough quantities at reasonable prices and with technical and environmental specifications that meet international standards.

⇒ Energy Reality

– Key Compared Indicators

No	Average Family Consumption of Energy	Gaza Strip	West Bank	West Bank & Gaza Strip	Israeli Occupation ^{(85)(4) (5)}
1	Electricity (kilowatt hours) ⁽⁵⁵⁾	`265	`328	`306	21,783
2	LPG (Kg) ⁽⁵⁵⁾	`14	`26	`22	33.3
3	Kerosene ⁽⁵⁵⁾	`12	`28	`21	--
4	Fuel (Liter) ⁽⁵⁵⁾	`42	`115	`95	° 1511.4
5	Diesel (Liter) ⁽⁵⁵⁾	`69	`160	`149	° 1198
6	Families with Solar Water Heater ⁽²⁾	%42.4	%63.4	%55.3	`85

– Local Indicators for the Gaza Strip

No	Item / Region	Value
1	Electricity Needs in Megawatts ⁽⁵⁶⁾	500-600
2	Average Electrical Power Available (Megawatts) ⁽⁵⁶⁾	145-205
3	Electricity Deficit (Megawatts) ⁽⁵⁶⁾	300-450
4	Avg. Monthly Fuel Need for Gaza Power Plant (million liters) ⁽⁵⁶⁾	18
5	Avg. Imported Fuel per Month (million liters) ⁽⁵⁶⁾	5.2
6	Avg. Monthly Deficit of Fuel (million liters) ⁽⁵⁶⁾	12.8
7	Annual gas requirement in tons ⁽⁵⁷⁾	144,000
8	Total gas imported annually (Tons) ⁽⁴³⁾	66,510
9	Annual gas deficit ⁽⁵⁷⁾	% 53.81

OCHA 2018

Power outages have reached 17,4 hours per day, with 40 people, including 31 children died due to candlelight usage since 2010.

– Available Quantities of Petroleum During the Year 2017^{(57) (56)}

No	Item / Liter	Quantities Received	Total Need	Shortage	Covering
1	Fuel	51,904,232	'78,445,113	26,540,881	66.17%
2	Diesel	165,406,369	'156,890,226	-8,516,143	105.43%
3	Kerosene	150,000	'1,307,419	1,157,419	11.47%
4	Gas / ton	66,045	'98,056	32,011	67.35%
5	Industrial Solar	672,730	'199,371,744	198,699,014	0.34%
6	Average	61,088,530	'87,222,512	26,133,982	70.04%

Al Mezan Center for Human Rights, 2018	- The rate of electricity supply from the three sources: the local power plant, the feeding lines from the occupation and the 140 MW lines from Egypt. This does not cover the sector's minimum needs that exceed more than 500 MW. -The electricity crisis has caused huge losses to the owners of commercial and industrial enterprises whose production costs have doubled.
---	---

⇒ The Most Important Achievements of the Associations and some of the Donor Institutions in the Field of Energy 2018

Project	Number	Project	Number	Project	Number
Secure Lighting	9	Solar energy projects	43	Provision of electric generators	9
Rehabilitation of the electricity grid	8	Provision of fuel for the electric generators	2		

⇒ The Most Important Areas of Intervention Required in the Field of Energy

Rehabilitation of the Electricity Network	Rehabilitation and Development of the Power Plant	Development of the Gas Field on Gaza Beach
Linking the Eight with the Egyptian side of 220 kV	Connecting with the Occupation on the Effort of 161 kV	Gas line for Power Station Operation
Mobilizing and Advocacy on Solving the Crisis of Electricity	Secure Lighting	Production of Alternative Energy Sources
	Solar Power	

➤ Waste

United Nations Conference on the Environment in 1979	Article (1): A person has a fundamental right to a dignified living conditions, in a quality environment that allows him to lead a dignified life. Human beings have a sacred responsibility to protect and improve the environment for the benefit of present and future generations.
2030 Global Sustainable Development goals	Target (3.6): Stop the dumping of hazardous wastes and chemicals and minimize their leakage, halve the proportion of untreated sewage, increase recycling and safe reuse globally
The National Goal	Objective (4.8): A less polluted Palestinian environment, a cultural heritage and a natural environment that are protected and managed in a more sustainable manner.

⇒ Reality of Waste

– Key Compared Indicators

No	Item / Region	Gaza Strip ⁽⁵³⁾	Israeli Occupation ⁽⁴⁾
1.	Disposal of wastewater in valleys and agricultural land (Cup/Day)	56,000	1,386,301
2.	Disposal of wastewater in sea (Cup)	120,000	
3.	Wastewater Disposal along the coast i, in valleys and agricultural land (Cup/day)	176,00	
4.	Random Disposal of Industrial and Municipal Waste (ton/day)	418	'14,520
5.	Chronic oil spill	no monitoring security conditions.	
6.	Oil spill incidents	no monitoring security conditions.	
7.	Intensive use of Pesticides and Chemical Fertilizers (Kg/Dunum/Year)	Very high	^3.5
8.	Percentage of wastewater that has been treated	%30	%44

OCHA 2018 Gaza Strip has only four sewage treatment plants, but these plants are treating much more wastewater than their planned capacity.

▪ Important local indicators

– Methods of solid waste disposal and management

No	Item	Number	Ratio
1	Random disposal by local bodies	337 ton/day	%20
2	Random disposal by individuals	81 ton /day	5%
3	Landfills in certified sanitary landfills	1,212 ton /day	%75

– Bodies responsible for collecting solid waste for families.

No	Item	Ratio
1	Local authority (including solid waste boards) ⁽⁵³⁾	%85
2	No waste collection service ⁽⁵⁴⁾	%5
3	UNRWA ⁽⁵³⁾	%10

⇒ The Most Important Achievements of Associations and some Donor Institutions in the Field of Waste Disposal 2018

Project	Number	Project	Number	Project	Number
Waste recycling	6	Provision of garbage containers	1	Environmental rehabilitation of contaminated areas	5

⇒ The Most Important Areas of Intervention Required in the Field of Waste Disposal

Improving Liquid, Solid and Hazardous Waste Systems	Solid Waste Recycling	Wastewater Treatment Plants
Reducing Population Exposure to Insects	Waste Containers and Bins	Biological Control of Pests
Production of Methane Gas from Solid Waste	Rehabilitation of Gaza Valley	Awareness and Environmental Education

References

- 1- Ministry of the Interior-General Directorate of Civil Status. Civil registry of the population, 2018. Gaza. 2018.
- 2- The Palestinian Central Bureau of Statistics. Palestine Statistical book 2018 M. Ramallah. 2018
<https://www.pcbs.gov.ps>.
- 3- The Palestinian Central Bureau of Statistics. Palestinian December 2018 <https://www.pcbs.gov.ps>.
- 4- Israel Central Bureau of Statistics. Statistical Summary of Israel 2018. Tel Aviv. 2018. <https://www.cbs.gov.il>
- 5- World Bank. World Bank database. 2016 & 2017 & 2018 <http://data.albankaldawli.org/indicator>.
- 6- *The Palestinian Ministry of Education. Ministry of Education Data Form, Gaza, 2018*
- 7- United Nations Development Programme *human development report indices and indicators 2018* ‘Statistical update 2018’ <https://hdr.undp.org>.
- 8- The Palestinian Central Bureau of Statistics, Press release on the occasion of the International Day of Disabled Person, Ramallah 2015 <https://www.pcbs.gov.ps>.
- 9- Palestinian Ministry of Health. Ministry of Health Annual Health Report: 2017 and 2018. Gaza. 2019.
<https://www.moh.gov.ps>.
- 10- Palestinian Ministry of Health. Ministry of Health Annual Health Report: 2017 and 2018. Ramallah. 2019.
<https://www.site.moh.ps>.
- 11- Palestinian Central Bureau of Statistics. Persons with Disabilities Survey, 2011. Ramallah. 2011 .
<https://www.pcbs.gov.ps> .
- 12- The Ministry of the Interior. Ministry of Interior and National Security website. Gaza. 2018 .<https://moi.gov.ps>.
- 13- Euro-Mediterranean Human Rights Monitor. Statistical Report, Euro-Mediterranean Human Rights Monitor Website, 2017. <https://euromedmonitor.org/ar/gaza>.
- 14- Hemaya Center for Human Rights. Statistical Report, Hemaya Center for Human Rights Website, 2017.
<https://www.hchr.ps>.
- 15- Palestinian Ministry of Health. Annual Report on Chronic Diseases in the Gaza Strip, 2017. Gaza. 2017.
<https://www.site.moh.ps>.
- 16- The Palestinian Central Bureau of Statistics. General Census Book of Population, Housing and Facilities, July 2018.
<https://www.pcbs.gov.ps>.
- 17- Palestinian News and Information Agency -Wafa. Palestinian National Information Center Wafa, 2018. Gaza. 2018. <https://info.wafa.ps>.
- 18- Commission of detainees and ex-detainees affairs. Report of the commission of detainees and ex-detainees affairs Authority, 2018 . <https://cda.gov.ps>.
- 19- Ministry of Development and Social Affairs. Ministry of Development and Social Affairs Data Form, 2018. Gaza. 2018 .<https://www.mosa.gov.ps> .
- 20- Ministry of Development and Social Affairs. Orphan Report in the Office of the Ministry of Social Affairs - Gaza Strip, 2016. Gaza <https://www.mosa.gov.ps> .
- 21- The Palestinian Central Bureau of Statistics. Poverty in Palestine, 2017. Ramallah. 2017 .
<https://www.pcbs.gov.ps>.
- 22- Economic and Social Commission for Western Asia. Arab Report on Multidimensional Poverty, 2018 .
<https://www.unescwa.org> .
- 23- World Bank Group. Poverty and Shared Prosperity Report 2018 .<https://www.worldbank.org>.
- 24- The water of life. Global Poverty Statistics 2018 .<https://lifewater.org>.

- 25- United Nations Office for the Coordination of Humanitarian Affairs in the Occupied Palestinian Territories (OCHA). The "OCHA" website. 2018 <https://www.ochaopt.org> .
- 26- Ministry of National Economy. The humanitarian and economic crisis in the Gaza Strip. Gaza. 2016 .
<https://www.mne.ps>.
- 27- Ministry of Public Works and Housing. Ministry of Public Works and Housing Data Form, 2018. Gaza. 2018.
- 28- The Palestinian Central Bureau of Statistics. Palestine in numbers, March 2018. Ramallah. 2018.
<https://www.pcbs.gov.ps>.
- 29- The Palestinian Central Bureau of Statistics. Population Survey, 2015. Ramallah. 2015.
<https://www.pcbs.gov.ps>.
- 30- The Palestinian Central Bureau of Statistics. Building permit statistics, 2018. Ramallah. 2018.
<https://www.pcbs.gov.ps>.
- 31- The Palestinian Central Bureau of Statistics. The reality of cultural institutions in Palestine, 2018. Ramallah. 2018.
<https://www.pcbs.gov.ps>.
- 32- Ministry of Culture. Ministry of Culture Data Form, 2018. Gaza. 2018.
- 33- Ministry of Endowments and Religious Affairs. Data form of the Ministry of Religious Affairs for the Gaza Strip, 2018. Gaza. 2018.
- 34- The Christian Islamic Authority for the Victory of Jerusalem and the Holy Places. Percentage of Christians in Palestine, 2015 . <https://www.elquds.org> .
- 35- The House of the Holy Quran and sunnah. Data form of The Holy Quran and Sunnah, 2018. Gaza. 2018.
- 36- Palestinian Ministry of Labor. Ministry of Labor Data Form, 2018. Gaza. 2018.
- 37- The Palestinian Central Bureau of Statistics. Annual Report of The Workforce Survey, 2018. Ramallah. 2019.
<https://www.pcbs.gov.ps>.
- 38- Ministry of Planning and Administrative Development. National Civil Service Strategic Plan 2017-2022. Ramallah.2017 .<https://www.gpc.pna.ps>.
- 39- The Palestinian Central Bureau of Statistics. Survey of violence in Palestinian society, March 2012. Ramallah. 2012. <https://www.pcbs.gov.ps>.
- 40- UNICEF. Child Labor Report, 2017.<https://www.unicef.org> .
- 41- Ilo. Report on the end of child labor by 2025. 2019.<https://www.ilo.org/childlabour> .
- 42- Palestinian Center for Human Rights (PCHR). Status of Crossings Report 2018. Gaza. 2018 .
<https://www.pchrgaza.org> .
- 43- United Nations Office for the Coordination of Humanitarian Affairs in the Occupied Palestinian Territories (OCHA). Report on the status of the operations of the Gaza crossings. 2018 .<https://www.ochaopt.org>
- 44- The Palestinian Central Bureau of Statistics. Performance of the Palestinian economy, May 2018. Ramallah. 2019.
<https://www.pcbs.gov.ps>.
- 45- The Palestinian Central Bureau of Statistics. Foreign trade statistics for goods and services, October 2018. Ramallah. 2018.<https://www.pcbs.gov.ps> .
- 46- The Palestinian Monetary Authority (PMA). The estimate of economic forecasts for 2019. Ramallah. 2019 .
<https://www.pma.ps> .
- 47- Palestinian Ministry of Agriculture. Ministry of Agriculture Data Form 2018.Gaza.2018.
- 48- The Central Bureau of Statistics of Palestine. Agricultural Census of the Palestinian Territories 2010, Ramallah, 2010. <https://www.pcbs.gov.ps>.
- 49- United Nations Office for the Coordination of Humanitarian Affairs (OCHA). Human Affairs Observer Report 2010.

<https://www.ochaopt.org>

- 50- The Central Bureau of Statistics of Palestine. Family Survey of Information and Communication Technology, December 2014. Ramallah. 2014. <https://www.pcbs.gov.ps>
- 51- The Central Bureau of Statistics of Palestine. Palestine Statistical Annual Book, December 2017. Ramallah. 2017.
- 52- Palestinian Water Authority. Water Authority Data Form 2018. Gaza. 2018.
- 53- Environmental Quality Authority. Environment Quality Authority Data Form 2018. Gaza. 2018.
- 54- Environmental Quality Authority, Environmental Status of the Gaza Strip 2016. <https://www.enviroment.gov.ps>
- 55- The Central Bureau of Statistics of Palestine. Home Power Survey in July 2015. 2015. <https://www.pcbs.gov.ps>
- 56- Energy and Environmental Resources Authority. Energy and Environmental Resources Authority Data Form 2018. Gaza. 2018..
- 57- Association of Owners of Petroleum Companies - Gaza. Website. Gaza. 2018 .<https://www.ppga.ps>
- 58- Ministry of National Economy. Gaza strip ration Report, 2017. Gaza. 2017.
- 59- United Nations, Department of Economic and Social Affairs: Population, 2017, <https://www.unpopulation.org>.
- 60- United Nations Estimates and Projections of the United Nations Population: World Population Prospects, 2017. <https://worldpopulationreview.com>
- 61- WHO, Innovation, Information, Evidence and Research (IER), 2016. <https://www.unpopulation.org>
- 62- The World Health Organization (WHO) World Disability Report 2011 .<https://www.emro.who.int>
- 63- United Nations, Economic and Social Commission for Western Asia. ESCWA, 2014 .<https://www.unescwa.org>
- 64- Food and Agriculture Organization of the United Nations. State of World Fisheries and Aquaculture, 2018 . <https://www.fao.org>
- 65- World Meters, Countries of the World by Population, 2018 .www.worldometers.info
- 66- Palestine Today-Gaza Agency. Website. Gaza. 2018. www.paltoday.ps.
- 67- Sasapost - Website. 2016. <https://www.sasapost.coms>
- 68- Israel Social Security Foundation - website. 2018. <https://www.btl.gov.i>
- 69- Globes Website, Israel 2013. <https://www.globes.co.il>
- 70- Calcalist Website, Israel 2013. <https://www.calcalist.co.il>
- 71- Israel's Book of Man and The Range - Israel. 2019. <https://school.kotar.cet.ac.il>
- 72- The Knesset Website- Israel. 2019. <https://main.knesset.gov.il>
- 73- Fanack Website on Water - Israel.2016. <https://water.fanack.com>
- 74- Israeli Research Center - Gaza.2018. <https://alasila.ps>
- 75- Yediot Aharonot Newspaper - Israel.2018. <https://m.ynet.co.il>
- 76- Davar Newspaper - Israel.2015. <https://www.davar1.co.il/>
- 77- The MARKER website - Israel.2015. <https://www.themarker.com>
- 78- Volunteer Center in Israel- Israel.2019. <https://www.volunteerisrael.org.il>
- 79- Israeli E-Learning Center - Israel <https://lib.cet.ac.il>
- 80- The seventh day Egyptian newspaper. <https://www.youm7.com>
- 81- FAO, *Irrigation in the Middle East region in numbers, Israel, 2005* . <http://www.fao.org>
- 82- Israeli Ministry of Health - Israel -2019. <https://www.health.gov.il>
- 83- Samuel Noman Israel Site - Israel 2009. <https://www.neaman.org.il>
- 84- Isragas-Ofek , Israel 2018.. <https://www.isragas-ofek.co.il>
- 85- The Knesset Website- Israel. 2016 . <https://fs.knesset.gov.il>
- 86- Afaq Environment and Development Site - Jerusalem 2013. <http://www.maan-ctr.org>
- 87- Wikipedia-2016. <https://ar.wikipedia.org>

- 88- Arab 48 Website - Jerusalem 2019. <https://www.arab48.com>.
- 89- Times of Israel Website, Jerusalem 2016. <http://ar.timesofisrael.com/>
- 90- Ministry of Labor and Welfare Social Services Website - Israel 2012. <https://www.gov.il>
- 91- Information and Cultural Studies Center - Israel 2018. <http://www.edusystems.co.il>
- 92- Israeli Hour Theatre Site , Israel 2004. <http://www.teatron-hashaa-haisraeli.co.il>
- 93- Palestinian Central Bureau of Statistics, Survey of Social and Economic Conditions, 2018 Basic Results, 2019, Ramallah .<https://www.pcbs.gov.ps>.
- 94- The Palestinian Central Bureau of Statistics and the Ministry of Communications and Information Technology, a joint press release on the occasion of World Telecommunication day and information society, 2019, Ramallah, <https://www.pcbs.gov.ps> .
- 95- Palestinian Central Bureau of Statistics, Palestine in numbers 2018, 2019, Ramallah .<https://www.pcbs.gov.ps>.
- 96- Israeli Interior Ministry Website – Israel 2019. <http://www.moin.gov.il/arabic/>
- 97- Ministry of National Economy, Gaza Economic Sectors for 2018, Gaza, 2019.
- 98- Israeli Kinderland Website, Israel 2019. <https://kinderland.co.il>
- 99- Israeli Ministry of Foreign Affairs Website, Israel 2009. <https://mfa.gov.il>

Legal References:

1. United Nations Human Rights Office of the High Commissioner. International Covenant on Economic, Social and cultural rights. Human rights instruments 1966. [Citation: 1 5, 2019.] <http://www.ohchr.org>
2. United Nations Office of the High Commissioner for Human Rights. The Assembly the Universal Declaration of Human Rights. 1948. Web site. [Citation Date: 1 5, 2019.] <http://www.ohchr.org>
3. United Nations Office of the High Commissioner for Human Rights. Declaration on the Rights of peasants and other people working in rural areas. 2013. Web site. [Citation Date: 1 5, 2019.] <http://www.ohchr.org>
4. UNESCO. European Convention on Human Rights. Protocol on water and Health to the 1992 European Convention. The Website. 1992. [Citation Date: 1 5, 2019.] <Http://www.echr.coe.int>
5. United Nations Environment. United Nations Conference on the Environment in 1979. 1979. Web site. [Citation Date: 1 5, 2019.] <http://www.un.org>.

References to sustainable goals and national targets:

1. The Palestinian Ministry of Planning and Administrative development. National Development Plan 2014-2016: nation-building and the embodiment of sovereignty. Ramallah: 2014. <Http://www.palestineconomy.ps>.
2. The Palestinian Ministry of Planning and Administrative development. National Policy Agenda 2017-2022: Citizen First. Ramallah: 2016. <Http://www.palestineconomy.ps>.
2. United Nations. Global sustainable Development Goals 2030. The Web site. 2015. [Citation date: 1 5, 2019.] <Http://www.un.org/sustainabledevelopment>.

References to required interventions:

- 1- United Nations Relief and Works Agency for Palestine Refugees, occupied Palestinian territory emergency appeal 2019. Oman: 2019. <https://www.unrwa.org>
- 2- United Nations Qatari team in the occupied Palestinian territories. Gaza in 2020 will it be a habitable place to live? <https://www.unsco.org>
- 3- The Palestinian Ministry of Planning and Administrative development. National Development Plan 2014-2016: nation-building and the embodiment of sovereignty. Ramallah: 2014. <Http://www.palestineconomy.ps>.
- 4- The Palestinian Ministry of Planning and Administrative development. National Policy Agenda 2017-2022: Citizen First. Ramallah: 2016. <Http://www.palestineconomy.ps>.
- 5- The Association of Gazze Destek. The Gaza Strip humanitarian intervention plan, 2019. Istanbul: 2019. <http://www.gazedestek.org>
- 6- OCHA. Humanitarian Response Plan 2019. Jerusalem: 2019. <https://www.ochaopt.org>.
- 7- United Nations. Global sustainable Development Goals 2030. The Web site. 2015. [Citation date: 1 5, 2019.] <Http://www.un.org/sustainabledevelopment>.
- 8- Sectoral needs mentioned in the reports of the relevant ministries (mentioned in the above References Page).

Information codes

> 2009-2000 * 2010-2011 v 2012 ^ 2013 · 2014 ` 2015 ° 2016 ' 2017



G.D.D

GAZZE DESTEK DERNEĐİ

Gazze Destek Association